



Joe Harris, Superintendent,  
Doubleday Field,  
Cooperstown NY

**“With up to 5 games a day,  
the Smithco Super Star AFC  
makes my life a lot easier.”**

This year Doubleday Field was voted Schools and Parks Baseball Field of the Year by *Sports Turf Magazine*. Which is quite an accomplishment when you consider that between April and October over 350 games are played there. “We have as many as 5 games a day,” says Joe Harris, Doubleday Field superintendent. “We use our Smithco Super Star to condition the field before every game.” And no matter what the conditions - wet or dry - Smithco has the implements to get the job done.

The Super Star is loaded with features, including an advanced highly-responsive hydraulic drive system and hydraulic controls for all implements. The 16 HP gasoline engine is powerful, air-cooled and operates with a surprisingly low



sound level. Offered with a newly designed scarifier with exact depth control and step-through chassis, tilt-steering wheel and mid-back seat for operator comfort. Patented “Speed Boss”, set by the superintendent, governs conditioning speed.

*Smithco was founded 38 years ago and is still a family business. Test-drive any Smithco product. Discover what a difference pride and continuity, good people and new ideas can make.*

SMITHCO SUPER STAR AFC	
Power	2-wheel drive 16 HP Vanguard OHV engine
Drive	High efficiency drive wheel motors; hydraulic to wheels; hydraulic control system linked directly to engine
Braking	Positive dynamic braking through hydraulic system to each drive wheel
Electrical System	12-volt, 15 amp
Construction	Welded steel tubular frame with 9" ground clearance
Speed	0-12 mph

**SMITHCO**

WAYNE, PENNSYLVANIA 19087

1-877-833-7648

**www.smithco.com**

Circle 159 on card or [www.oners.ims.cs/4571-159](http://www.oners.ims.cs/4571-159)



"Trial and Error" as well as having taken some courses at Cornell University. He also says the New York State Turfgrass Association continues to be a terrific resource of information.

**Highlights and lowlights**

Joe recalls the time when the Nabisco Corp. rented the field for a corporate outing that included some HOF players, including Brooks Robinson and pitcher

Phil Niekro. "They needed a catcher so I got my 18-year-old son who'd caught in high school, and next thing you know, he's on the field as Niekro's batterymate. Quite a moment for both of us," he says.

Greg relates a not so neat story about how he discovered at 5 AM on Monday of HOF Week to find some vandals had done a number on the field's dark green, wooden outfield fence. "Our schedule that week is so tight so before we could paint over it, we had to dry the fence, and we ended up using paper towels and doing it by hand!"

Asked what his dream job would be, Greg says, "I'm content at Doubleday. We're always meeting new people, and we see the tournament regulars who come through every year, which is nice.

"It's fun to watch older people being taken back to their youth when they get on that field," Greg says. "We are proud being part of Cooperstown and keeping the field in shape."

Doubleday Field hosted its first-ever concert last summer when 16,000 fans came to see Bob Dylan and Willie Nelson. Joe says, "We fenced off the infield, put the stage in center field, and the concession stands and portajohns on the warning track. After the show we had to take down the stage and clean up the field that night because we had a game scheduled for 5 PM the next day. We ended up working for about 36 hours straight!

"Our biggest challenge with all the play we get is keeping certain wear areas looking and playing well, of course. To help reduce the amount of new sod used in these wear areas, I spray Roots 1-2-3 and iron with 25 gallons of water every 10 days," says Joe.


**2004 Doubleday Field budget**

- Materials and supplies—\$13,000
- Equipment—\$15,250 (we also share some equipment with local golf course)
- Continuing Ed—\$800
- Electricity—\$1,100
- Telephone—\$1,200
- Meteorlogix (weather services)—\$588

**Equipment Lineup**

- New Holland TC 29 with bucket loader and a 72-in. mower deck with tow-behind vacuum and bagger
- 70-in. National Mower triplex unit
- Smithco infield groomer
- 6-ft. drop spreader
- 25-gal. North Star sprayer
- 4th Verti-Drain
- Edger rite
- Hand mowers and trimmers
- Cub Cadet Big Country

# HEALTH INSURANCE FOR YOUR TURF.




It's all about the kind of coverage you have. And Hunter irrigation products deliver performance that ensures your turf is lush and healthy over every inch. As a sports turf manager—whether your field is for a professional franchise, a college or high school, or at the local community center—your work is on display for the world to see.

That's why I use Hunter.

**Hunter®**

www.HunterIndustries.com



Ask for your Free Hunter Products Catalog 1-800-733-2823



**Maintenance highlights**

**May**

Fertilize 7-1-14 at 1/2-lb. per 1,000 sq. ft. Twice a month, spray infield and straps with Roots 1-2-3 at 3 oz. per 1,000 sq. ft. Mow three times weekly at 1 1/4-in. Daily scarifying, hand raking, and field lining. Overseed with ryegrass in worn areas. Aerate infield and straps with solid tines. Water as needed.


**July**

Fertilize 12-1-12 at 1/2-lb. per 1,000 sq. ft. Twice a month, spray infield and straps with Roots 1-2-3 at 3 oz. per 1,000 sq. ft. Mid-month, spray outfield with 1 1/2 oz. Prospect and 2 oz. NutriGROW per 1,000 sq. ft. Mid-month, core aerate field. Mow three times a week at 1 1/4 in. Daily scarifying, hand raking, and field lining. Broadcast entire field with bluegrass seed; overseed with ryegrass seed in worn areas. Water as needed. Spray warning track with Round-Up.

**October**

Fertilize 7-1-14 at 1/2-lb. per 1,000 sq. ft. Mow as needed at 1 1/4-in. After mid-month, field is closed, so we re-sod the worn areas. Remove outfield mats; blow out the sprinkler system. Rototill infield and add infield mix where needed. **ST**

Eric Schroder is editor of SPORTSTURF.



Greg Lippitt and Joe Harris in front of their "baby," Cooperstown's Doubleday Field

**EVERGREEN™ Turf Blankets...  
...trusted around the world!**

**"Results Outstanding...  
Could Not Believe..."**

wrote **Dann Daly**, Park Maintenance Supervisor,  
**Parks & Recr. Dept.**, North Smithfield, RI

- Earlier spring green-up
- Faster seed germination
- Deeper root development
- Delays dormancy in fall
- Ideal winter blanket
- 3 & 7 yr. warranty covers
- Best for quick turf repairs
- Available in any size

**Want to know more?  
CALL TOLL FREE  
1-800-387-5808**

**COVERMASTER™  
COVERMASTER  
COVERMASTER**  
MASTERS IN THE ART OF SPORTS SURFACE COVERS



Covers for football and soccer fields are also readily available.



Covered...



Uncovered...

It works on the greenhouse principle, every time!

EXCESS HEAT ESCAPES THROUGH THE PATENTED VENTING SYSTEM  
AIR, WATER AND HEAT PENETRATE THE COVER, WARMING THE SOIL  
INCREASES ROOT DEVELOPMENT

**covermaster.com**

E-MAIL: [info@covermaster.com](mailto:info@covermaster.com)



COVERMASTER INC., 100 WESTMORE DR. 11-D, REXDALE, ON, M9V 5C3 TEL 416-745-1811 FAX 416-742-6837

Circle 161 on card or [www.oners.ims.ca/4571-161](http://www.oners.ims.ca/4571-161)



BY BRAD PARK

# Renovation of Tiger Field, East Brunswick, NJ

**T**iger Field is the home of the East Brunswick Vocational and Technical School baseball team and was awarded the Beam Clay Baseball Diamond of the Year Award in 1990-1991 sponsored by Beam Clay, Sports Turf Managers Association, and this magazine. Managed by Raymond Cipperly, it is a premier baseball field in central New Jersey and has hosted numerous events including the Greater Middlesex County High School Tournament and All-Star Game, the New Jersey Technical School Tournament, and the New Jersey State Interscholastic Athletic Association State Tournament and Finals.

In recent years, the outfield, consisting of a Kentucky bluegrass/perennial ryegrass mix, had become severely infested with annual bluegrass (*Poa annua*). Annual bluegrass is a prolific seed producer and plants that produce seed each spring create a large soil seed bank over time that allows the germination and establishment of additional annual bluegrass plants each fall, resulting in an ongoing, cyclical problem.

Cipperly had attempted selective postemergence herbicide applications in previous years, however was unable to control the highly opportunistic annual bluegrass population or keep it in-check. Seeking a solution to the continuing problem of annual bluegrass infestation in the outfield, Cipperly sought the advice of Rutgers University Center for Turfgrass Science.

Given the high population of annual bluegrass present in the field, a complete renovation of the outfield consisting of killing the existing turfgrass and weedy annual bluegrass, followed by overseeding a cool season turfgrass species was determined to be the best option.

While a nonselective herbicide containing glyphosate would be a cost-effective choice for killing the existing turfgrass stand, glyphosate would not address the large annual bluegrass seed bank that had built-up in the soil as this nonselective has no soil activity. Soil fumigation represented a chemical approach to eliminating both the existing vegetation comprising the outfield and the annual bluegrass soil seed bank.

East Brunswick Vo-Tech and Cipperly made the commitment to use Basamid Granular Soil Fumigant to renovate the outfield. Basamid is a soil fumigant that is formulated as a granule and the active ingredient (dazomet), which when applied to soil of adequate temperature and moisture, degrades to form a phytotoxic gas that is effective on numerous insects, disease-causing pathogens, nematodes, and weed seeds, including annual bluegrass. Basamid is currently marketed in the United States by Certis USA.

Because Basamid is formulated as a granule, it can be applied with a conven-

The outfield was severely infested with annual bluegrass. It was determined that fumigation with Basamid Granular was the best approach to renovating the field.

tional drop spreader. The product does not require soil incorporation via tillage following application. Additionally, application of this fumigant does not require the subsequent tarping of treated areas with large plastic sheets; the application does, however, require multiple irrigation cycles over several days following application in order to "activate" the fumigant and prevent quick volatilization of the phytotoxic gas. While research has shown that covering treated areas with plastic can enhance annual bluegrass control, tarping large areas such as the outfield Tiger Field is costly and cumbersome without specialized equipment. By keeping the soil surface moist following application, a "water seal" is created, thereby acting in-place of tarping.

Tiger Field proved to be an ideal site for this project because of the presence of a programmable irrigation system and an outfield wall and chain-linked fence surrounding the perimeter of the field to keep-out potential trespassers following fumigant application.

Site preparation began on August 6, 2004 with the mowing height of the outfield being dropped from 2-inch to 0.5-inch. Excess clippings were removed with a tow-behind sweeper unit. In order to remove excess thatch produced by Kentucky bluegrass, the outfield was verticut using a verticutter commonly used in warm season turfgrass management. A tow-behind sweeper was again used to remove debris from the field.

The outfield was core cultivated to a depth of approximately 3-inch with 0.75-inch tines. The field was core cultivated in two directions and cores were immediately reincorporated using a tow-behind drag. Debris was again removed from the playing surface.

It was important to perform site/seedbed preparation procedures before the application of Basamid, particularly core cultivation, because administering these tactics following fumigant application could potentially bring viable annual bluegrass seed to the surface.

Basamid was applied directly to the prepared turf surface on August 18 at the high-labeled product rate for control of weed seeds (350-lbs./acre) using 8-foot wide tow-behind drop spreader. Immediately following application, approximately 0.5-inch of irrigation was applied to the treated area in multiple cycles to avoid potential runoff of the product.

An additional 0.5-inch of irrigation was applied to the outfield on August 19 over multiple cycles. Irrigation totaling approximately 0.25-inch was applied August 20. On August 22, several individual irrigation zones consisting of five sprinkler heads were scheduled to run due to differences in soil across the outfield. The soil at several locations in the outfield had reached saturation and allowing



the entire system to run could have potentially resulted in product runoff. Irrigation was withheld beginning August 23 and complete turfgrass kill was achieved by August 26. It was important to allow the treated soil to dry so that seeding equipment could be operated without the risk of soil rutting.

A Kentucky bluegrass blend consisting of five varieties was seeded on September 1. The blend consisted of certified seed and included the following, each comprising 20% of the blend: 'Serene', 'Midnight', 'Goldrush', 'Limousine', and 'Jefferson'. Rutgers turfgrass traffic tolerance research showed that Serene, Midnight, Limousine, and Jefferson displayed good tolerance to simulated wear and compaction applied in 2002 and 2003. Because Tiger Field was scheduled for play in March 2005, an important consideration in variety selection was early spring green-up. Jefferson was among a group of National Turfgrass Evaluation Program entries tested at Rutgers that displayed the earliest spring green-up in 2003, thus Jefferson was an important factor in the decision to use this blend.

Using two slit-seeders, Kentucky bluegrass was seeded at 3 lbs. seed per 1000 square feet in two directions to ensure uniform seed distribution. A complete starter fertilizer (N-P-K) was applied at a rate of 1 lb. nitrogen per 1000 square feet immediately following seeding. Cipperly programmed the irrigation system to deliver water in the following days for the purpose of keeping the soil surface moist and induce seed germination. Germination of Kentucky bluegrass seed was first noticed on September 9, eight days after seeding.

To ensure rapid turfgrass establishment, the outfield was fertilized with a granular, soluble nitrogen fertilizer approximately 2 weeks after seed germination.



Research examining Basamid applications has shown that surges in turfgrass growth will occur following Basamid applications compared to non-fumigated sites. The reasons include increased plant-available nitrogen in the dazomet molecule as



Core cultivation was completed using 0.75-inch hollow tines before applying the fumigant. Cores were immediately reincorporated with a tow-behind drag.

well as nitrogen released from soil microbial populations killed via fumigation. While Cipperly initially mowed the East Brunswick Vo-Tech outfield with a walk-behind rotary unit, turfgrass establishment was rapid enough that he was soon able to begin using his reel mower to maintain the field at 2 inches.

*Brad Park is a Sports Turf Education and Research Coordinator at Rutgers University, New Brunswick, NJ. He can be reached at [park@aesop.rutgers.edu](mailto:park@aesop.rutgers.edu).*



# We Make The Games Look Better.

**Field Marking Paints**  
**Custom Stencils & Logos**  
**Field Marking Equipment**  
**Tennis Court Accessories**

**WORLD**  
  
**CLASS**  
athleticsurfaces  
(800) 748-9649  
[www.worldclasspaints.com](http://www.worldclasspaints.com)



BY **BOYD MONTGOMERY, CSFM**

# Top 5 Reasons Why Athletic Field Construction Fails

## Number 1

Not understanding that a sports turf manager is needed to give input and care for the facility.

The sports turf manager is like any other member of the team and has a wealth of knowledge and resources that can help guide in any phase of the project. CSFMs (Certified Sports Field Managers) can help everyone understand the complexities of growing and sustaining healthy viable turf. Too many times the process goes as follows: hire the architect, design and bid the project, hire the contractor, begin construction, hire a sports turf manager. While this may seem like a good process to many, it should be looked at as the wrong way to build proper fields. The sports turf manager should be the first person hired, and they will then help in every process along the way. Not having a good foundation to start equals failure or struggles down the road.

## Number 2

Not involving an expert on the design and construction phases.



**TERRA COMBI**  
Modular System for Turf Maintenance

Deep spiking · Deep aerating · Verticutting · Spiking  
Slitting · Overseeding · Core aerifying · Spring-tining

**Wiedenmann**  
Wiedenmann NA, LLC  
Savannah, GA · Phone (912) 790-3004  
Toll free (866) 790-3004 · Fax (912) 790-3005  
office@terraspike.com · www.terraspike.com

Circle 163 on card or [www.oners.ims.ca/4571-163](http://www.oners.ims.ca/4571-163)

**KROMER**  
Our Field is Preparing Your Field!  
Kromer Co. LLC  
1-800-373-0337  
[www.kromerco.com](http://www.kromerco.com)

**New!!**  
Field Paint Mixing Station      Kromer AFM-B200

**Also available from Kromer:**  
Walk-behind Push Liners - Spraybooms  
Rotary Brooms - Cargo Box - Canopy  
and much more.....!!

Yardline Marker      Chalk Liner

Circle 164 on card or [www.oners.ims.ca/4571-164](http://www.oners.ims.ca/4571-164)



The design phase of any project is one of the most critical input stages that everyone involved in the project must be able to give guidance. This stage should be a team input effort and everyone from the end user, to the person caring for the facility should be on the team. Too many times the design phase is completed before the sports turf manager can provide any input on the project. Sports turf managers are a vital key and should be consulted or used during every step of the design phase.

The sports turf industry has a wealth of experts to consult with during this phase.

Let's define experts! Sports turf managers who have been in the industry have a proven track record of success in construction and maintenance practices. Certified Sports Field Managers, and consultants have specialized in construction and design of successful sports turf facilities. As in any process, make sure that management does its homework when hiring a consultant. Would you hire a person for your business unless you checked the background and references?

### Number 3

Hiring the architect that designed your new and expensive recreation center.

Too many times when a project starts, management does not understand the need to seek qualified architects. Usually, they hire architects that might be great at designing the newest and hottest recreational centers, but have very limited or no understanding of the complexities of design for athletic fields. Architects should be chosen on the successes of the facility. In order to find that out, this means management will need to conduct background checks with previous project owners to see how the project went.

In simpler terms, you would not hire a building architect to build a multi-million dollar golf course or athletic complex! Architects need to be experts at understanding the different regiments of use and needs to design a soil that will hold up with the proper maintenance to the use of the facility.

### Number 4

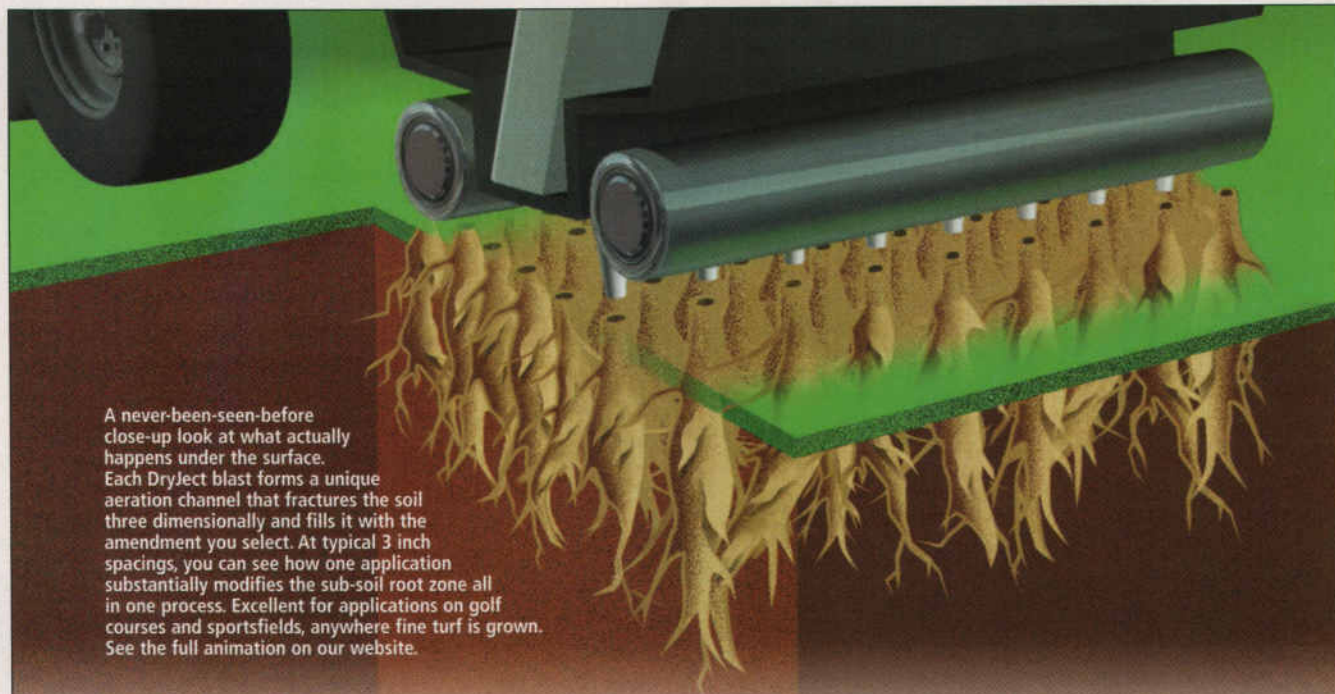
Writing construction contracts with the word "topsoil" instead of "growing medium" and/or "soil structure."

You tend to see the word "top soil" used often in construction projects where money or knowledge seems to be lacking. Trouble begins when this word is used because there are so many definitions of topsoil. The architect will have one, you might have another, and I can guarantee the contractor will have another.

Why is this important? Turf in athletic fields is a living, breathing

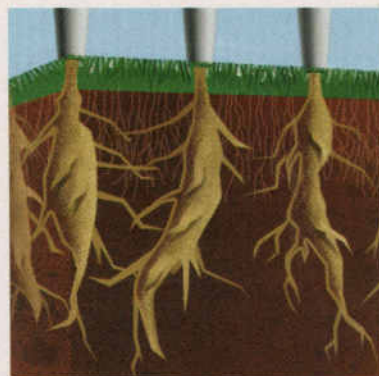
organism and it needs to have a support system designed in order to support success. If you start with a poor surrounding, then you will have poor results!

Understanding that you need to define "topsoil" into the growing medium or soil structure is critical to the success of the construction. Instead of getting the cheapest topsoil available, by defining it, you are able to specify the soil texture, soil porosity, soil infiltration rate, etc. These now give you a tight specification that is better defined and easier to hold contractors accountable if testing shows (continued on page 40)



A never-been-seen-before close-up look at what actually happens under the surface. Each DryJect blast forms a unique aeration channel that fractures the soil three dimensionally and fills it with the amendment you select. At typical 3 inch spacings, you can see how one application substantially modifies the sub-soil root zone all in one process. Excellent for applications on golf courses and sportsfields, anywhere fine turf is grown. See the full animation on our website.

## For the first time ever, see the unique aeration and subsurface injection of DryJect®.



Nobody has ever seen before the unique, dynamic pattern of three dimensional channels that are created by a typical DryJect application. The aggressive subsurface changes created allow for air, water and nutrients to feed the root zone like no other system on the market today without disrupting the surface. DryJect has been used on some of the nation's top golf venues including Oakmont, Winged Foot and Merion. Also, the Dallas Cowboys Training Center uses DryJect.

### Only DryJect Contractors give you this 3 dimensional, dynamic effect.

DryJect does two unique functions at once. First, as an aerator. Most aeration equipment punches, drills or slits; some pull plugs. Only DryJect aerates three dimensionally-side to side, front to back and even connects hole to hole. There's no glazing of hole walls, broken tines on buried rocks, changing tines or depth concerns of cracking drainage or other buried lines. It's a revolutionary concept using powered water - a patented Venturi process - to open the soil for air, water and amendments in high volume without disturbing the surface.

Secondly, it's the only machine that can inject while aerating. Following a water blast into the turf, it instantaneously injects a selection of flowable dry amendments - sand, peat, diatomaceous earth, calcine clay, zeolites, top dressing, seed, wetting agents, insecticides, or biological products, you select the mix. For root zone modification, DryJect can use about one ton of material per green.

DryJect Service Center Contractors eliminate the traditional need for a crew to drag, fill and remove cores; saving a tremendous amount of labor and time. Some have calculated savings into six figures for a year. What's more, DryJect allows you to start a soil modification program even as part of your regular aeration.

Why own equipment when you can contract for it with an authorized, experienced DryJect Service Center Contractor? With over two dozen territories nationally, there's a dependable DryJect contractor near you. Check out the full animation on our website or phone today for more details, pricing.

# DryJect®

Only DryJect Contractors can inject while aerating.



Over two dozen Contracting Service Center franchises nationally, DryJect has a location near you.

Contact details for authorized DryJect contractors (franchises) are listed on the web. Interested franchise candidates contact the Administrative Offices at 800-270-8873 or email info@dryject.com.

© Advanced Agro Technologies, Inc; DryJect LLC, 2005

**DryJect LLC, Manufacturing Operations:**  
307 Lincoln Avenue  
Hatboro, PA 19040

**DryJect LLC Administrative offices:**  
1001 Deal Road  
Ocean, NJ 07712  
800-270-8873  
Fax: 732-493-3255  
[www.dryject.com](http://www.dryject.com)  
email: info@dryject.com



# MAXIMUM THATCH REMOVAL

## VEEMO MK2

for sports grounds, athletics fields, golf fairways etc.

Floating heads to follow ground contours

En-Bio non-burn hydraulic oil option

Integral oil cooler

Extra-durable tipped blades

# MINIMUM SURFACE DISTURBANCE

## ROTORAKE TM1000

de-thatcher/linear aerator for all fine turf

Collector box

Floating head to follow ground contours

Interchangeable blades and variable spacing

Fast ground coverage

## ROTORAKE 600

deep de-thatcher & linear aerator

Optional collector box

Choice of blades and variable spacing

Max working depth of 2ins

24ins working width

# sisis

For full details of the SISIS range please contact:

www.sisis.com

SISIS INC, PO Box 537 Sandy Springs, SC29677

Phone: 864 843 5972 Fax: 864 843 5974 e-mail: sisisinc@bellsouth.net

Circle 166 on card or www.oners.ims.ca/4571-166

## turf maintenance equipment



### TORO INTRODUCES LINE PAINTER

The Toro Company has introduced the Line Pro 1200 line painter. Features include the Express Clean System with an on-board fresh water tank to easily flush the lines at break time and at the end of the day. Toro recommends placing the paint head in the rear of the machine to allow for truer, straighter lines in conjunction with the pointer positioning. The Toro Company/800-348-2424 For information, circle 057 or see <http://www.oners.ims.ca/4571-057>



### "REEL ROLLERS"

Reel Rollers convert reel mowers into dynamic mowing and striping machines. Since these rollers extend the entire width of the mower, they ride to the highest contour of the turf, preventing the front caster wheels from dipping into any low spots. Kits are available for 20-, 25- and 27-inch Tru-Cut reel mowers; 20- and 25-inch Trimmer reel mowers; and 17-, 20- and 25-inch McLane reel mowers. Reel Works/770-867-5442 For information, circle 058 or see <http://www.oners.ims.ca/4571-058>

### DIXON'S ZTR RIDING MOWERS

Your choice of three twin cylinder engines: Kohler 20-hp Command Pro, Kawasaki 19-hp FH Series, or 20-hp Honda GXV620. The Dixon EnviroSystem places special engineering emphasis on operator ergonomics and comfort-quiet operation, low vibration and smooth ride. 44 or 50-in. welded sheet steel Tunnel Force deck with extra-large discharge chute opening provides cut quality and excellent disbursement or bagging of clippings. Dixon Industries, Inc/800-264-6075 For information, circle 063 or see <http://www.oners.ims.ca/4571-063>





## SOD INSTALLER

The WMI hydrostatic sod installer enables the fastest installation of 24-48-in. rolls with a minimal crew size. An average full-time crew can install 10,000 sq. ft. in 45-60 minutes in open areas. The maneuverability and low 2.1-psi ground pressure tracks allow installation in tight areas, under all soil and weather conditions. The weight of the roll is balanced in the middle of the installer, allowing 2500 lb. / 50 sq. yd rolls to be carried up or down slopes without tipping.

WMI Inc/800-503-0076  
For information, circle 064 or see <http://www.oners.ims.ca/4571-064>

## "BLECAVATOR"

The Blecavator gives one pass perfection cultivating up to a depth of 10 inches. It pulverizes the soil burying rocks, overgrowth, and debris, leaving a firm level finish, with soil that is ready to seed or sod.

BLEC USA/864-225-3666  
For information, circle 062 or see <http://www.oners.ims.ca/4571-062>



## A Topdresser Breakthrough!



## The fastest, most affordable high-capacity topdresser in sports turf today

MILLCREEK TURF TIGER CUBS are two new 1.8 and 2.3 cubic yard capacity topdressers that are faster and more versatile than any other equipment of its type. We replaced the topdresser brush with our exclusive SaberTooth beater that applies material up to twice as fast without compromising precision. Now you can apply a dusting up to 1" of material in one pass. Rugged, durable, and easy to operate, there's nothing else like it or as affordable. Both models well under \$9K.

NEW PRODUCT!



## NEW AERATOR

DryJect, LLC introduces our new aerator for sportsturf, the DryJect 9000. With this new larger DryJect our Service Centers can effectively aerate, amend and topdress. The DryJect will inject large volumes of sand or other amendments such as Axis, Profile, Eccolite, gypsum etc. A tractor utility vehicle pulls the DryJect 9000.

DryJect LLC/800-270-8873  
For information, circle 060 or see <http://www.oners.ims.ca/4571-060>



Model 3100  
1.8 cubic yard



Model 3200  
2.3 cubic yard

Apply all kinds of material with unprecedented speed and precision:

- Sand / peat topdressing
- Infield mixes
- Compost
- Grass Clippings
- Synthetic turf infill
- Lime
- More...



Spreads compost with ease, even if wet and clumpy.

Get all the details today.



1-800-311-1323  
[www.MillcreekMfg.com](http://www.MillcreekMfg.com)

Circle 167 on card or [www.oners.ims.ca/4571-167](http://www.oners.ims.ca/4571-167)



(continued from page 37) the product is not correct.

**Number 5**

Hiring the wrong contractor for the project.

Contractors must be hired who have an understanding of how to build athletic fields. Street contractors, generally low bidders, are not acceptable contractors!

Construction is generally awarded to those low bidders and you end up with poor results! Why? Because these contractors, while experts at building streets, have no understanding of the importance of proper construction of athletic fields.

For one, compaction needs to be looked at differently. For streets, the goal is to compact, compact, compact the sub-base. In athletic fields we all know what happens when this occurs.

Another thing is the equipment. While large excavators are great and fast, athletic field construction requires lighter equipment that may add additional time to the project.

Understanding that contractors, just like architects, need to have a complete understanding and successful history of construction is vital. Management must understand that they must do their homework before they award the contract.

Low bid is always a problem at some levels of this industry, and it should not be. The reason this should not be an issue is that the bid documents must be written with the specific qualifications required, and you should be able to eliminate any contractor that is not qualified to build your fields. Then you can feel comfortable awarding the low bid because that contractor meets all the qualifications. Be more specific than just requiring a contractor who builds athletic fields. **ST**

*Boyd "Rob" Montgomery, CSFM, is Treasurer of the STMA Board of Directors and Director of Facilities and Maintenance for the Sylvania (OH) Recreation Corp. He can be reached at turfman@thewavz.com.*

# TIFSPORT

## Why Does This Certified Bermudagrass Variety Make Such Good Sense for Sunbelt Playing Fields?

### Closer Mowing Heights

Research conducted in Tifton GA shows that TifSport can tolerate closer mowing heights than Tifway and Midiron. With TifSport, mowing fanatics can mow away to their heart's content.

### Superior Turf Density

TifSport has a greater density than Tifway - about a 1 point difference on a 10 point scale. And it's about 3 points better than common bermudagrass.

### Good Lateral Growth

TifSport is more aggressive than genetically pure Tifway, especially during the cool weather months. This may account for TifSport's rapid grow-in and repair time.

### Superior Sod Strength

TifSport's superior sod strength means quicker installation with less waste, and that's got to be good for your bottom line.

### Excellent Traffic Tolerance

TifSport's turf density, sod strength and good lateral growth rate give it a high ranking for traffic tolerance..

### Upright Leaf Blade Orientation

TifSport's leaf blade stiffness is being touted by many turfgrass professionals. With TifSport players seem to get better bounces.

### Impressive Leaf Texture

TifSport has a similar leaf texture to Tifway, and a finer leaf texture than most other grasses. TifSport will deliver excellent footing for sports fields of all stripes.

### Dark Green Color

Pastel green is passé. TifSport's dark emerald green color will make your fields the envy of the neighborhood.

### Drought Tough

All grass has to have water, but TifSport can help you make it through those summer water restrictions. It stays healthier and recovers faster from drought than most other bermudas.

### Cold Tolerant

TifSport has expanded the northern limit for warm season bermudagrasses. It has survived multiple winters as far north as Stillwater OK & Lexington KY.

### Pest Resistant

Research has shown that mole ceickets just plain don't like TifSport. That's just one more reason why you should.

### Vigorous Root System

This inside view of a typical TifSport plug shows TifSport's impressive root system, stolons and rhizomes.



For a List of Licensed TifSport Growers Visit:  
[www.tifSPORT.com](http://www.tifSPORT.com)

### PUSH-TYPE TOPDRESSER

Earth & Turf Products has introduced its Model 24D TruFlow, a push-type topdresser for dry, flowable materials, including sand, infield mix and calcined clay on athletic fields. The 24D features: 3 cu. ft. capacity; 8-in. diameter dispersal drum; 24-in. wide spreading pattern; and adjustable front gate opening. Earth & Turf Products, LLC/888-693-2638 For information, circle 059 or see <http://www.oners.ims.ca/4571-059>



**NEW PRODUCT!**