

The Barenbrug Advantage

innovative


*Creating new solutions in the quest for the
highest quality turf seed.*



dependable

*Make your move to Barenbrug for service,
delivery and products you can trust...
we guarantee it.*

partner



*With a commitment to supply world class turf
seed...we're here to make you look good.*

 **BARENBRUG**

800 547-4101

BARENBRUG USA

www.barusa.com • info@barusa.com


© 2003 BARENBRUG USA

excess debris extracted with the core, such as loose dirt and rocks, can get into the belts and gears of the aerator, causing wear and tear.

Also, operators should be extremely familiar with the proper setup of the equipment. Operator's manuals will have important information about tire pressure, forward speed settings and core depth, all items crucial to the health of the machine and the performance on the turf.

Aerators are being designed to be cleaner, more efficient, more accurate and even quieter. One of the most useful new design trends is the increased emphasis on serviceability of the machine. Several of the newer models are made with sealed bearings, which keep water out when washing the equipment and eliminate excess oil dripping onto the turf. Chains are being replaced by quiet, more serviceable fiberglass reinforced belts that are easier to change and less expensive.

Aerators are also being designed with electric core activators, so that if the equipment runs out of fuel, the coring head can still lift off the ground as opposed to a hydraulic lift that won't work if the equipment is out of fuel. This design feature not only saves the turf from tearing, but can also prevent the struggle that goes along with manually lifting the coring head from the ground



Washing the equipment after every use is the number one to-do on the list because aeration is a dirty job.

in order to transport the equipment to the service bay.

The maintain game

It's no secret that daily preventative maintenance is the most important thing a turf manager can do to expand the life of a piece of equipment. The basics, while seemingly obvious, sometimes get left by the wayside if the staff is short-handed or if the day is just "too busy." But this type of neglect can turn costly. Simple daily maintenance of aeration equipment is essential, not only to the machine's life span, but also to its performance the very next time it's in use.

Washing the equipment after every use is the number one to-do on the list because aeration is a dirty job. Also, give it a visual once-over for broken tines, worn belts, low fuel, and damaged turf guards. In addition, familiarize yourself with the recommended scheduled service

checklists found in most operator's manuals. Typically, manufacturers will provide service checklists in hourly usage increments. It may be helpful to post these schedules in the service bay area so that your staff can set reminders. The performance of your aerator and the beauty of your turf depend on it. **ST**

Graham Foot is manager, John Deere Golf & Turf Product Support.

WHY SETTLE FOR SECOND BEST!

AERA-VATOR®

BY FIRST PRODUCTS INC



"Seeing is believing"

Call for a demonstration today

The First Products AERA-VATOR® uses a "patented" vibrating action to loosen and break up hard and compacted soils in the root zone, without destroying existing turf on the surface. The AERA-VATOR® has a unique swing hitch that allows the operator to turn around objects without tearing the turf. The rear roller can be pinned to control tine depth up to 3 3/4 inches deep. The AERA-VATOR® comes in several models ranging from 40" to 80" wide. The unit also comes with optional seed box for over seeding or primary seeding.

WWW.1STPRODUCTS.COM 800-363-8780 SALES@1STPRODUCTS.COM

Circle 131 on card or www.oners.ims.ca/2081-131

Aerator storage

Storing the aerator

1. Select a dry storage area with a firm, level surface.
2. Install support legs and remove the aerator from the machine.
3. Wash the machine. Clean the tines with high-pressure water while still clamped in the tine holders.
4. Remove the tines from the tine holders. If tines are still usable, coat with oil and store in a plastic bag.
5. Check for loose or missing hardware.
6. Check for rubber flex-link bumpers and flex mounts for wear or cracking. Replace if necessary.
7. Check turf guards for damage and replace if needed.
8. Check the aerating tine ram and tine holders for damage.
9. Loosen belt tension.
10. Check belt drives for wear or damage. Remove material from pulley grooves.
11. If the aerator must be stored outside, use waterproof cover.

Return the aerator from storage

1. Wash the machine and lubricate the powershaft.
2. Replace drive belts if needed; adjust belt tension.
3. Change the gearbox oil.
4. Install the tine holders and the aerator to machine.
5. Raise the aerator enough so tines cannot contact the ground. Run machine with PTO engaged at idle speed for 5-10 seconds to check for unusual sounds.
6. To achieve desired hole spacing and depth, test the aerator on practice turf. New tines must be broken in on practice turf before use.
7. Listen for any unusual mechanical noises while operating on practice turf.
8. Check for loose or missing hardware after operating on practice turf.

-courtesy of John Deere



DEEP SLICER

The SISIS MultiSlit machine is a deep slicer with a working depth from 6-8 in. The frame has an integral weight bar for additional weights if required and floating pressure rollers that follow ground contours.

The MultiSlit has a working width of 48 in. and fits directly to compact tractors. Conversion frames are available for use with most trucksters.

SISIS Equipment/864-843-5972

For information, circle 093 or

see www.oners.ims.ca/2081-093

DEEP TINING

Wiedenmann's XP Terra Spike allows deep aeration and removal of compaction to a depth of 16 in. Features include a central adjustment of the entry angle from 90 to 65 degrees; central adjustment of depth; and a three-speed gearbox that allows a high operating speed.

Wiedenmann/866-799-3004

For information, circle 092 or

see www.oners.ims.ca/2081-092



AERATOR

The original Drill & Fill is not just for golf courses anymore. The Drill & Fill reaches depths up to 12 in. For special needs, the Drill Aerator goes to depths up to 18 in. Hines Drill Aerators are guaranteed to relieve compaction and promote healthy turf in even the hardest soils, says the company.

Hines Manufacturing/252-937-4555

For information, circle 054 or

see www.oners.ims.ca/2081-054

What's New?

Visit the completely new covermaster.com
The web's most comprehensive site of protective sports surface covers.



Covers for baseball fields are readily available.



Our TARP MACHINE™ accessory lets you roll the cover on and off your field in minutes.



The TARP MATE™ plastic roller comes in 3 standard lengths and with safety end caps.

Why More Groundskeepers Recommend COVERMASTER® Rain Covers...

- Superior in strength and UV resistance
- Outstanding heat reflective properties
- Light weight - easy to handle
- Widest materials reduce number of seams
- Largest choice of weights and colors
- Backed by truly dependable warranties

COVERMASTER™
COVERMASTER
COVERMASTER

MASTERS IN THE ART OF SPORTS SURFACE COVERS

FREE TARP MACHINE VIDEO!

Call, fax or e-mail for a free video, material samples and a brochure.

CALL TOLL FREE 1-800-387-5808

**'Perfect Condition...
Best Product I Looked at...'**

John Milardo, Supt. of Parks
City of Middleton, Middleton, CT

www.covermaster.com

E-MAIL: info@covermaster.com

COVERMASTER INC., 100 WESTMORE DR. 11-D, REXDALE, ON, M9V 5C3 TEL 416-745-1811 FAX 416-742-6837

Circle 132 on card or www.oners.ims.ca/2081-132

Different strokes for different turfs

BY FLOYD PERRY

One of the necessary tasks for quality turf strength and spot refurbishment of worn areas is the ability to penetrate and aerate that surface with various utensils at different times of the growing season.

The human body can live for approximately 7 minutes without oxygen; how long can our athletic field roots survive without oxygen? How long will your turf survive with a "parking lot" surface?

Many of our national research colleges have recommended since the early 1950s that core removal was the best technical manner to alleviate com-

paction and allow sufficient oxygen and moisture to reach the sub-soil root structure. During that post-war era most sports were just seasonal and there was only biannual turf maintenance to maintain quality, which might have been sufficient.

But what about today's extended schedules and multi-seasonal field turf use? How do we as progressive groundskeepers handle cool season turf fields without irrigation? What about baseball and softball outfields that become fall soccer/football practice fields? Aeration options have changed, too.

Sometimes if we can alternate our soil penetration with different tines, especially when afield is in play or practices are intense, then the turf root has a chance to consume sufficient oxygen and moisture to continue the growing process.

Since our society consistently watches television and sees prime game fields that are prepared by outstanding groundskeepers with superior equipment, they are not tuned into our youth fields that are over-used, under-irrigated, and improperly maintained due to time and funding. "Turf grows by the inch and is killed by the foot," so let's attempt to give that blade a little extended life by breaking up the surface more than twice a year. And with minimal disruption of turf evenness so play can continue.

Today's aeration techniques and technology have increased tremendously since time and field use has become a pair of enemies. Manufacturers have created various alternatives to core pulling since the downtime and core elimination process is very extensive and sometimes extremely time-consuming. Here are just a couple of variations, illustrated by the accompanying photos (courtesy of Floyd Perry):

- A. Shallow core pulling
- B. Fracturing
- C. Deep tine/soil core
- D. Drill and fill or drilling only
- E. Water injection

Since time, manpower, finances, and Mother Nature are many times working against us, we progressive groundskeepers must keep on the lookout for innovative ways to breathe life into our sub-surface soil without affecting the game day performance.

Core v. tines

Core aeration improves growing conditions by loosening soil and reducing thatch. However, solid-tine aerators and deep hollow tine units are more effective at solving drainage problems that result from deeper compacted layers, and thus are more often used for sports fields. **ST**

Floyd Perry, turf teacher and writer, can be reached at 800-227-9381.

COMPACTION PROBLEM? deep, clean slicing for athletic fields and fairways

7in or 9in depth

63in working width for fast coverage

optional floating roller for smooth finish

range of slicing blades available

NO PROBLEM!

with the **SISIS MAXISLIT DEEP SLICER**

For full details of the SISIS deep slicer and your local dealer, please contact:

SISIS Inc., PO Box 537, Sandy Springs, SC29677

tel: 864 843 5972 fax: 864 843 5974 email: idc@sisis.u-net.com

VISIT THE SISIS WEBSITE
www.sisis.com

SISIS - DESIGNERS & MANUFACTURERS OF TURF MACHINERY SINCE 1932

Circle 133 on card or www.oners.ims.ca/2081-133



A. Shallow core pulling




B. Fracturing



C. Deep tine/soil core



D. Drill and fill or drilling only



E. Water injection

when the rain stops...be ready to play

Introducing **Game-On** Sports Field Conditioner

unique pore structure provides high absorption
increases soil porosity and drainage
reduces compaction of hard clay and soil
available bagged and bulk



hayditesoilconditioners.com

1-888-593-0395

Game-On
Sports Field Conditioners

your field will dry faster than you ever thought possible!

Circle 134 on card or www.oners.ims.ca/2081-134

POWER RAKES

The Billy Goat PR and CR Series power rakes offer construction grade bearings, premium engines, heat-treated flails or knives, and a single piece steel engine base. The units feature padded, ergonomic handles that fold down for easy transportation and storage.

Billy Goat/816-524-9666

For information, circle 107 or

see www.oners.ims.ca/2081-107



THE ANTIDOTE FOR CLOWNS.

If you're a specifier, sportsturf manager or superintendent, Celebration Bermudagrass may be just what you need to satisfy the *clowns* who insist they know more about managing your playing surfaces than you do.

A Unique Improvement. From its deeper blue-green color, to superior handling, your users will compare Celebration favorably to other bermudagrasses.

Ready Availability. With 45+ licensed growers in 12 states, you can rely on ample local supply.

Certified Purity. A rigorous QC program ensures genetically pure, contamination free turfgrass. All Celebration is certified.

Maximizes Resources. Reduced mowing requirements and improved shade tolerance decrease maintenance costs.

For purchasing information and a brochure:
Sod Solutions • 843.849.1288
www.celebrationbermuda.com

For turfgrass tips and information about all improved Sod Solutions turfgrasses: www.sodsolutions.com

Celebration Bermudagrass is a joint release of the Turfgrass Producers of Texas, Florida Sod Growers Cooperative, and Sod Solutions, Inc.

The Celebration Bermudagrass and Sod Solutions names and logos are trademarks of Sod Solutions, Inc.



FAST START ENGINE

Schiller-Pfeiffer, Inc., manufacturer of Mantis and Little Wonder branded equipment, now has the new FastStart Engine for the popular Mantis Tiller/Cultivator.

The major change is the inclusion of a ratchet and spring that have two functions: they make the recoil cord easier to pull, and they store the energy from this pull and release it in a short powerful burst. This allows the user an easier time pulling the cord, while allowing the engine to experience the strong crank from the recoil mechanism necessary to start the engine more quickly.

Mantis/Little Wonder
877-596-6337

For information, circle 104 or see www.oners.ims.ca/2081-104

PTO POWER

First Products' AERA-vator is the only PTO-powered unit on the market and uses patented vibrating tines to fracture soil in the rootzone. You can aerate established turf, incorporate soil additives, or prepare the soil for seeding. The unit has a swing hitch that allows you to turn without tearing established turf. Available in several widths ranging from 40-80 in. wide with optional seed box.



First Products/800-363-8780

For information, circle 090 or see www.oners.ims.ca/2081-090



TERRA SPIKE®

... see the difference



ZERO TURN AERATOR

With a unique design and low center of gravity, the Billy Goat EZair aerator is easier to control on slopes, and delivers more consistent results because all tines penetrate evenly. Rear casters provide unmatched maneuverability, and combined with the front differential, allow the product to turn on a dime.

Billy Goat/816-524-9666

For information, circle 098 or see www.oners.ims.ca/2081-098



... feel the difference



TERRA SPIKE® XP



Greens TERRA SPIKE®



TERRA COMBI

UV-TOWABLE AERATOR

PlanetAir introduces its HD 50 utility vehicle tow unit aerator for non-intrusive athletic field frequent maintenance. With patented planetary motion, patented earth shattering motion, rollers front and back, micro adjustments for varying depth of tines, PlanetAir is a different machine. PlanetAir's patented planetary motion uses a smooth rotating mass to penetrate tough conditions without strain on the machine or the operator.

PlanetAir Turf Products
877-800-8845

For information, circle 102 or see www.oners.ims.ca/2081-102

 **Wiedenmann**

Wiedenmann NA, LLC · Savannah, GA · Phone (912) 790-3004 · Toll free (866) 790 3004
Fax (912) 790-3005 · e-mail: office@terraspike.com · <http://www.terraspike.com>

Circle 135 on card or www.oners.ims.ca/2081-135



DEEP TINE AERATING

The Soil Reliever 60 for 30-45 hp tractors is perfect for any deep tine-aerating task, says manufacturer Southern Green. As the unit is pulled across turf its deep-spading action fractures the soil into small, even particles with its chain-driven tines that can go as deep as 16 in. The crankshaft design delivers leverage by placing added weight directly over the tine heads, and the soil-fracturing action creates channels into the grass root structures allowing oxygen, water, and nutrients to penetrate more quickly throughout the soil profile.

Southern Green/800-888-9883
For information, circle 091 or
see www.oners.ims.ca/2081-091



ART OF DRAINAGE

With global warming a constant contender for the cause of increased rainfall in many parts of the world, BLEC exhibited their Groundbreaker with Sandmaster attachment at GCSAA as a reliable answer to drainage problems in turf care.

BLEC has produced a machine with high working output that effectively drains an area of ground allowing water to pass. The Groundbreaker with Sandmaster attachment achieves this by creating a series of sand bands 10 in. apart and to a variable depth of 8 in. in a matrix format, thereby allowing uniform and complete drainage and de-compaction of an area.

BLEC/864-843-1159
For information, circle 088 or
see www.oners.ims.ca/2081-088

Problems with drainage?
Increase Safety, Playability,
and Wear Tolerance of Turf
with...

**OWIKDRAIN™
SYSTEMS**

- Increase aeration and drainage with a narrow slot "trench-'n-fill" system at 20" o.c.
- Minimal surface disruption
- Fast, clean, cost effective operation

For a Certified Contractor Nearest You, Call Toll Free
1-866-567-6872
Division of GreenONE™ Industries
Revolutionizing Golf & Sports Turf Drainage

Circle 136 on card or www.oners.ims.ca/2081-136



JOHN DEERE AERATOR

With an 80-in. coring swath, the John Deere Aercore Aerator 2000 delivers high productivity without sacrificing hole quality, durability, or ease of service. The unit, designed to produce coring holes up to 4 inches deep, can cover 100,066 sq.ft. per hour.

Operators have a choice of two coring patterns, 2.4-in. or a 3.2-in., depending on the speed of movement. The unit features the patented "Flexi-Link" design that ensures tines stay perpendicular to the ground for a higher-quality, consistently round hole. The high-speed tine rams push into the turf and then pull out quickly, leaving little or no scuffing at the top of the hole.

John Deere/800-537-8233
For information, circle 087 or
see www.oners.ims.ca/2081-087

RYAN RIDING AERATOR

Versatile 30-in. riding aerator combines speed, variable core spacing and Ryan's reversing gear box ground drive return system to deliver precise, productive aeration to greens, tees, fairways and sports turf. Adjust spacing quickly and easily from the operator's seat even while in operation. Choice of tines and tine holders match the GA 30 to varying soil and turf conditions.

Ryan by Jacobsen/888-922-8873
For information, circle 089 or
see www.oners.ims.ca/2081-089



BUDGET AERATION

Turfco's Aerator TM-62 provides quality aeration on a budget. Equipped with a 62-in. wide steel frame, the unit is ideal for large area aeration of sports turf and most commercial applications. It can be mounted to any small tractor with a 3-point hitch.

Turfco Manufacturing/800-679-8201
For information, circle 099 or
see www.oners.ims.ca/2081-099

CORE AERATOR

Broyhill's AccuAire core aerator features the FlexWing design that allows the unit to follow the contour of the ground, providing even penetration. The solid steel frame and extra-wide racks add weight to maximize core depth in all types of soils.

Equipped to use slicer blades or core spoons, the AccuAire is available in 69 or 93 in. The unit is equipped with a hydraulic lift, and hooks up easily to utility vehicles equipped with hydraulics or three-point hitch.

Broyhill/800-228-1003 ext. 34
For information, circle 106 or
see www.oners.ims.ca/2081-106



Pro's Choice SOILMASTER Select Series

For premium performance and a color that will set your field apart, choose the Soilmaster Select Series from Pro's Choice. Scientifically engineered to meet daily maintenance challenges and give your field a professional look, Soilmaster Select is the TRUE choice of groundskeepers around the league for building and maintaining winning ballfields. Available in four distinct colors, Soilmaster Select's uniform granules manage moisture and alleviate compaction to keep your field in top playing condition. Pro's Choice delivers a full line of sportsfield products for conditioning soil and infield mix, topdressing infields, quickly drying puddles and revitalizing turf.

Call for information and product samples www.proschoice1.com

1.800.648.1166



SOILMASTER®
SELECT RED

SOILMASTER®
SELECT GREEN

SOILMASTER®
SELECT BROWN

SOILMASTER®
SELECT CHARCOAL

Circle 137 on card or www.oners.ims.ca/2081-137

Top 10 annuals for landscaping

BY JESSICA ATCHISON

You know a good landscape needs anchor plants: trees, shrubs, and other perennials that keep providing color year after year. However, to keep the landscape lively, you've got to mix in some new, different annuals each season. Take a look at this "Top 10" list, which contains some of the most popular, reliable choices you can make. It contains items for sun or shade, cool or hot weather and humid or dry conditions.

Impatiens. The #1 bedding plant in the world, impatiens are the perfect choice for shady landscapes, where they combine well with other shade-lovers like hostas or ferns. Available in a huge range of flower colors, patterns and forms, impatiens offer loads of color and are very low-maintenance. Plant them in well-drained soil in full to partial shade areas. New Guinea hybrids are more tolerant of sunlight.

Petunia. Petunias are native to the wilds of South America, but they've been tamed to become some of the world's most recognizable bedding plants. With a variety of flower forms (single or double, smooth or ruffled) and lots of colors and patterns to choose from, petunias are marked by their dependable, versatile garden performance. Use them in beds, baskets or containers in sunny landscapes. With regular watering and occasional feeding, they'll bloom all season.

Angelonia. A relative newcomer to the landscape, angelonia is also called "Summer snapdragon" for its small, snapdragon-like blooms. Great for adding



height to beds and borders, angelonia grows 18 to 24 inches tall and produces an abundance of blossoms on each spike. Angelonia performs best in full sun. It is typically available in shades of purple, but plant breeders have produced a variety of other colors as well.

Geranium. Great for containers, landscape beds and borders, geraniums are staples in many summer gardens. Upright, zonal geraniums are most commonly planted in landscapes, but trailing ivy geraniums are also available and suitable for baskets and containers. Each plant produces small flowers that are clustered together in umbels atop tall stems. Geraniums have lovely foliage, and many varieties are fragrant.

Vinca. Sometimes called "Madagascar periwinkle" in honor of its tropical island origins, vinca is an upright plant that produces large, five-petaled flowers. Great for sunny landscape beds and containers,

vinca is generally available in varying shades of pink, purple, peach, white and red. Some varieties produce flowers of one color with darker "eyes," or centers. Vinca also has lush, dark green foliage that is quite attractive in the landscape. Vinca loves the heat and will thrive in hot, dry conditions.

Pentas. Another annual with tropical origins, pentas produce large flower heads of many small, star-shaped blooms atop 2-foot-tall plants. Also called "star cluster" because of the flower shape, pentas flourish in heat and humidity and attract butterflies and hummingbirds. Pentas come in a range of soft, warm colors as well as bright reds and deep pinks.

Viola. Close relatives of pansies, violas produce abundant, 1.5-inch, 5-petaled flowers in an amazing array of colors and patterns. Violas are terrific