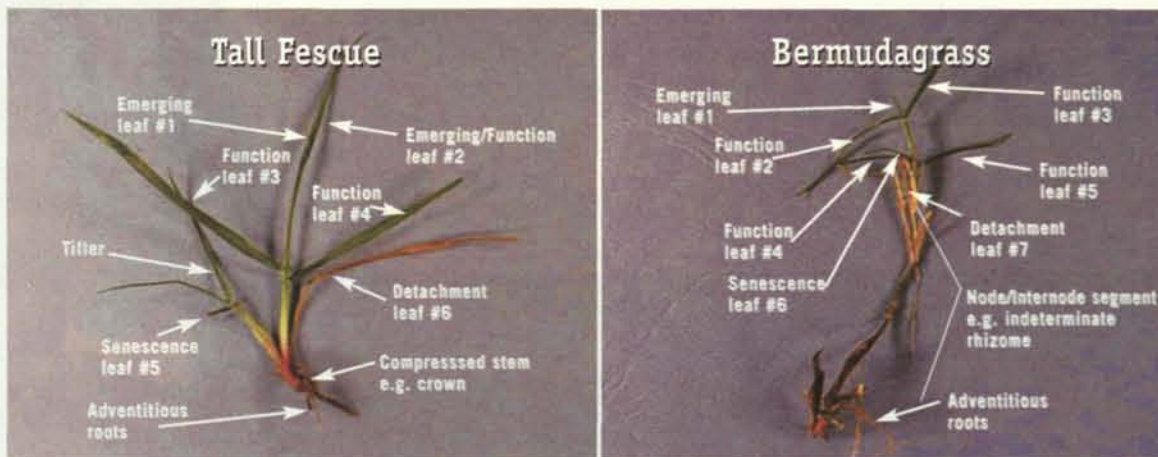


of plant affects - a sudden loss of turf quality and the predisposition of the plant to pest and environmental stresses.

The sudden loss of turf quality will come 2-4 weeks after the repeated nitrogen applications have accelerated leaf emergence and thereby causing a higher than normal number of leaves to emerge. This higher than normal "unit" of leaves will eventually pass along the growth sequence. In other words, the leaf unit will emerge,

function, senesce, and finally detach or die. Therefore, 2-4 weeks down the road, the unit flush of new leaves will result in a unit "flush" of detachment (death). In practical terms, pushing turf with nitrogen to get a "bounce" in turf quality is great, but how great will the "bounce" in leaf detachment be 2-4 weeks down the road?

The other consequence of a larger than normal number of leaves emerging at one time is the predisposition of the plant to suffer from pest and environmental stresses. In this case, pest and environmental stresses are disease, insect, and nematode invasion as well as injury from heat, cold, and drought extremes. The scenario of high shoot density predisposing turf to injury has been well documented in research stud-



Tall fescue and bermudagrass plants illustrating stages of leaf quality and growth sequences. Leaves are labeled according to stage of growth for a single point in time. This illustration does not exemplify the dynamic and concurrent nature of leaf growth and development in grass.

ies, but predisposition is not a guarantee of injury. After all, chemical controls are available for nearly all invasions of turfgrass pests, and most environmental stresses can be countered with cultural management. Yet, is the predisposition of turf to injury a sound management strategy?

The consequences of the nitrogen bounce both up and down and the predisposition of turf to pest and environmental stresses are determined

by the biology of the plant. There is also no doubt that the strategy to peak turf on time coincides better with the plant and sound management than to peak early, then hold until game day. So, what are the practices that one should use to peak turf on time and avoid the consequences of holding turf quality? In my next article, I will discuss management practices to grow quality sports turf within the limits of the biology of plant and sound management.

ST

Jeff Krans, Ph.D. is a professor of agronomy at Mississippi State University and SPORTSTURF's technical editor.

3 and 7 YEAR WARRANTY COVERS

Why More Groundskeepers Recommend EVERGREEN™ Turf Blankets...

- Earlier spring green-up
- Faster seed germination
- Deeper root development

- Delays dormancy in fall
- Ideal winter blanket

- Best for quick turf repairs
- Available in any size

COVERMASTER™
COVERMASTER
COVERMASTER

MASTERS IN THE ART OF SPORTS SURFACE COVERS

'Best Product... Strongest Commitment to Industry...'

Ross Kurcab, CSFM, Turf Manager
Denver Broncos Football Club, Denver, CO

MEMBER

TO FIND OUT MORE, CALL TOLL FREE
1-800-387-5808

www.covermaster.com

E-MAIL: info@covermaster.com

COVERMASTER INC., 100 WESTMORE DR. 11-D, REXDALE, ON, M9V 5C3

TEL 416-745-1811 FAX 416-742-6837

Covered... uncovered...

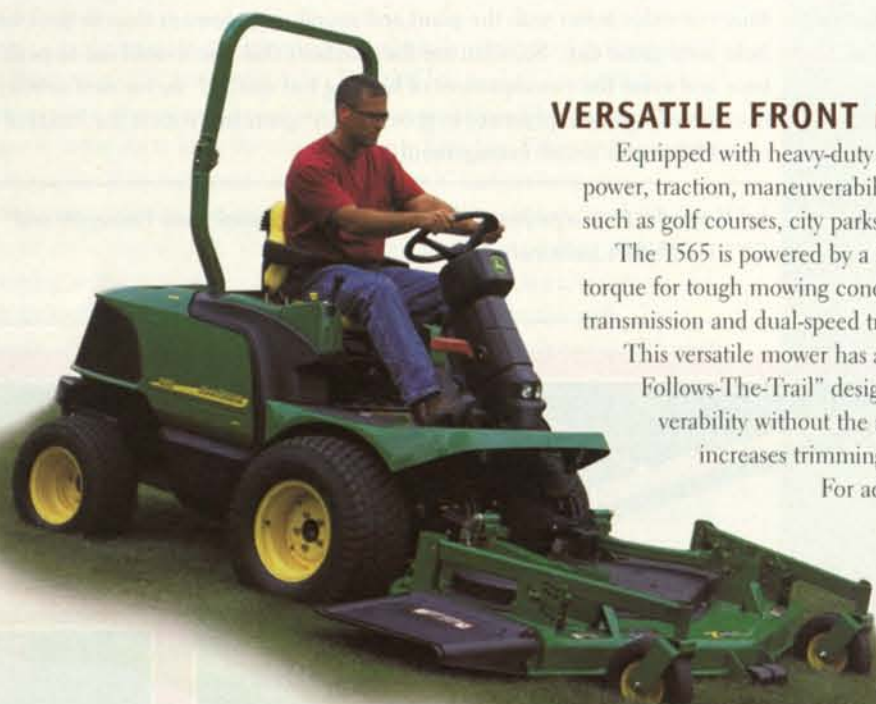
EXCESS HEAT ESCAPES THROUGH THE PATENTED VENTING SYSTEM
AIR, WATER AND HEAT PENETRATE THE COVER WARMING THE SOIL
INCREASES ROOT DEVELOPMENT

How EVERGREEN™ works.

TRIM WIRE, ADDITIVES

Prime Line has available new pre-wound trimmer line spools that are OE replacements with a 7-year shelf life. Many applications including: McCulloch, Ryobi, Sears-Craftsman, Homelit, John Deere and Toro. Also available is gasoline performance additive and stabilizer (part number 7-09013) that promotes quick starting, keeps carburetor and fuel systems clean, reduces gum and varnish build up, improves engine performance, and stabilizes gasoline up to 24 months.

Prime Line/217-324-9430
For information, circle 194



VERSATILE FRONT MOWER

Equipped with heavy-duty components, the John Deere 1565 front mower offers power, traction, maneuverability, and mowing productivity for various applications, such as golf courses, city parks, and universities.

The 1565 is powered by a 36-hp Yanmar diesel engine that features maximum torque for tough mowing conditions. This mower also features a Kanzaki hydrostatic transmission and dual-speed transaxle with forward mowing speeds of up to 8.5 mph.

This versatile mower has a front-mounted offset mower deck with a "Tail-Follows-The-Trail" design. An industry exclusive, this design allows for maneuverability without the rear of the machine encountering obstacles and increases trimming capabilities.

For added productivity, the 1565 is outfitted with a 14.5-gal. fuel tank and is available with 60- and 72-in. side-discharge, 7-IRON mowing decks for cutting performance.

John Deere/800-537-8233
For information, circle 190


SPORTS FIELD CONDITIONER

The patented Turf Groomer attachment from Jacobsen is designed to promote healthier turf by working with the cutting reel to produce a smooth finish. Powered vertical knives rotate through the grooves in the front roller of the unit to cut runners in the grass close to the ground before they can lie down.

The cutting action exposes more of the leaf surface for better photosynthesis while encouraging a healthier, deeper root system and improved stress tolerance. Because the roller base of the Turf Groomer is sharp, the cutting head closely follows ground contours. Combined with the cutting action of the blades, the unit helps smooth out irregularities in sports fields caused by normal play.

The Turf Groomer is available on Jacobsen walk-behind and riding greens mowers, and selected models of Jacobsen LF and Super LF Fairway Mowers.

Textron Golf & Turf/888-922-8873
For information, circle 195





MULTI-PURPOSE IMPLEMENT

The Quadivator attaches easily to your ATV or lawn tractor, and can be used with numerous attachments (each sold separately). The 4-ft. deluxe unit comes standard with a cultivator attachment and is equipped with electric depth control that is operated from a switch that is mounted on the towing vehicle.

The Quadivator tool bar can be used with several accessories including: hilling model boards, potato digger, box scraper, lawn irrigation plow, dump box, tandem disc, barb wire dispenser, lawn roller and lawn aerator.

Swisher Inc./660-747-8183
For information, circle 193



EQUIPMENT IN ONE WAY AND OUT THE OTHER

All-new trailer design eliminates the need to back equipment on or off ramps, saving inconvenience, damage, and injury.

Tongue Twister, manufacturer of trailers for recreational, automotive, construction and utility equipment, announces a new technology in trailer systems that totally eliminates the hazardous backing of, landscaping and utility equipment up or down trailer ramps. Employing a patent-pending, swivel design, Tongue Twister enables users to easily pivot the trailer without unhitching it, allowing vehicles to be safely driven directly onto and off the trailer via straight-through front and rear ramp access.

Available in a variety of trailer styles including flat or cargo, bumper pull or gooseneck, Tongue Twister offers the first technology to virtually eliminate the peril insurance studies say causes the most accidents involving trailers: vehicle damage and personal injuries incurred when backing equipment onto or off the trailer platform.

Tongue Twister/877-925-8265
For information, circle 089

© 2002 Flowtronex PIS, Inc.

IF YOU'RE LOOKING FOR A PLACE WHERE YOU HAVE COMPLETE CONTROL OF YOUR PROJECT'S PUMP STATION SPECS,

WE HAVE THE ADDRESS.

Waiting for your project's pump station specifications is a thing of the past. With the Flowtronex™ online Configurator program, you can get fast, accurate pump station specifications 24 hours a day, 7 days a week, and maintain total control over your project. The Configurator takes you through the process step-by-step and even lets you archive your projects for future reference. Visit www.flowtronex.com or call 1-800-786-7480 and find out how easy it is to spec your site from our site.

FLOWTRONEX™
No One Makes Your Life Easier. No One.

Circle 114 on card or www.OneRS.net/205sp-114

Maintaining the Grounds



LARGE AREA TOPDRESSER

The Ty-Crop TD-460 is made to topdress large areas in a short time; build or maintain cart paths, walkways, running tracks, and infields; and apply materials as growing mediums for a variety of seed beds. The fully adjustable locking tailgate and high-speed finishing brush work together to spread almost any kind of material from a fine misting of 1/64 in. up to several inches in depth, in a 72-in. wide spectrum.

The unit is controlled directly from the tractor's remote hydraulics and can be towed with tractors starting at 30 hp. You can operate easily by opening the tailgate to the desired level, turning on the control for the finishing brush, and setting the speed of the floor belt.

Ty-Crop/800-845-7249

For information, circle 196

COMPACTION PROBLEM?

deep, clean slicing
for athletic fields
and fairways

7in or 9in depth

63in working width for
fast coverage

optional floating roller
for smooth
finish

range of slicing
blades available

NO PROBLEM!

with the
sisis MAXISLIT DEEP SLICER

For full details of the SISIS deep slicer and your local dealer, please contact:

SISIS Inc., PO Box 537, Sandy Springs, SC29677

tel: 864 843 5972 fax: 864 843 5974 email: idc@sisis.u-net.com

VISIT THE SISIS WEBSITE
www.sisis.com

SISIS - DESIGNERS & MANUFACTURERS OF TURF MACHINERY SINCE 1932

Circle 115 on card or www.OneRS.net/205sp-115




BASEBALL MOWING SYSTEM

ProMow has introduced The FLEX, a gang reel mowing system designed in part for baseball fields and infields. The 5-ft. cutting path will deliver a scissors-type cut and a healthier field by not chopping the grass.

ProMow/877-477-6669

For information, circle 192



GREENS ROLLER

TerraRoller's integrated roller/spiker design employs a two-section star bladed spiker followed by a three-gang roller to fold foliage back over perforations in the green without closing opening. The result is an immediately playable green with a smooth, fast surface, says the company. Standard weight trays have been brought forward to provide additional down force on the front spiking heads for 2002. Three gang rollers can be used separately to increase greens ball roll rate.

Broyhill/402-987-3412

For information, circle 198



COMPACT BUT HEAVY DUTY

Ingersoll Equipment's 7000 Series loader/backhoe is a compact, 4-wheel-drive tractor.

Its loader is an integral part of the tractor and frame, with heavy-duty lift arms and a reinforced bucket. Lift capacity of the loader bucket is 750 lb. at full height.

The backhoe is coupled to the tractor via mounting arms connected to a counterweight. It offers a 92-in. digging depth with joystick controls and a selection of buckets from 8 to 24 in.

The tractor is powered by a 20-hp Kohler engine. It has a hydraulic drive through a 2-speed transaxle controlled by a foot pedal.

Power steering is standard.

Ingersoll Equipment/
920-582-5000

For information, circle 088

Z D S E R I E S

TURN ON THE KUBOTA VALUE: SHAFT DRIVE, QUIET DIESEL POWER, HYDRAULIC DECK LIFT



The new Kubota ZD28 zero-turn mower is strong enough to handle the tough turf, yet responsive enough to make work seem like fun. With 18,500 fpm blade tip speed (72" mower) for better mowing performance, a tilt-up mower deck for easy maintenance, a shaft drive mower and transmission to reduce wear and the lowest noise output of any zero-turn mower in its class, the ZD28 is everything you value in a commercial turf mower. Talk to your Kubota dealer about the complete line of ZDs today.

NEW
ZD28

- 28 HP liquid-cooled diesel engine
- Hydraulic deck lift
- Hydraulic PTO clutch
- Roll-over protection/seat belt, standard
- 60" and 72" cutting width mowers
- Pivoting front axle follows ground contours

Kubota. Everything you value.

For more information, call 1-888-4-KUBOTA, Ext. 408 or write to Kubota Tractor Corporation, 3401 Del Amo Boulevard, Dept. ST, Torrance, CA 90503. Financing available through Kubota Credit Corporation. www.kubota.com



Circle 106 on card or www.OneRS.net/205sp-106



DIESEL ZERO TURN

Kubota now is offering its ZD28F zero turn mower, powered by a liquid-cooled 3-cylinder E-TVCS diesel engine that has higher torque curves than competitive diesel and gas-powered ZTRs, says the company. The engine operates at lower rpms, lower noise levels, and offers better fuel efficiency, says Kubota.

Cutting height can be adjusted in 1/2-in. increments between 1 and 5 in.; all deck controls are accessible from driver's position. Kubota's exclusive multi-belt drive with heavy-duty cast-iron pulleys distributes and reduces belt tension while transmitting power to the mower blades, and helps prevent damage and slipping caused by belt twisting.

The unit's front suspension uses an oscillating front axle that follows ground contours, and its Tilt-up feature allows you to easily raise the mower.


Kubota Tractor/888-458-2682
For information, circle 200



SOD CUTTER

The KisCutter is the newest sod cutter in Turfco Direct's line. Its simple design, few moving parts and easy-to-use controls make it easy to operate. The handles fold down for easy transport or storage, lowering the height to less than 32 in. Only 140 lbs., the KisCutter is easy to haul and useful for many applications. Unit features a centrifugal clutch, friction drive to the wheels, and variable speeds make starting and stopping, corners and curves easy to maneuver.

Turfco Direct/800-679-8201
For information, circle 197



ROTARY MOWER FOR INFIELD STRIPING

National Mower has introduced its I-Stripe 22 rotary mower, the first rotary for the 83-year-old company. "In the past decade, field striping has become synonymous with top-quality sports fields," says National Mower president Stan Kinkead. "The I-Stripe 22 provides the ease of a rotary mower and stripes like a reel mower."

The unit is a 22-in. walk-behind with a powered rear roller for creating the classic striped finish, and features a blade friction disc to limit the impact to the engine's drive shaft (Briggs & Stratton Intek OHV 5.5 engine). Incorporated into the handlebar is a safety mechanism that stops the mower blade whenever the bar is released. Cutting height can be adjusted by a single lever to seven settings, from 1/2 to 2 1/2 in.

National Mower/888-907-3463
For information, circle 199

CHAINSAW


John Deere has available its Pro-Series chainsaws, the CS46 and CS52, each which have 16- and 18-in. bar options. While a two-ring piston and closed port cylinder provides higher compression and more power, the saws' compensating carburetors can last triple the average time between cleanings, says Deere.

Maintenance is more efficient since the air filter and spark plug both can be accessed without tools, and the side cover on both models offers easy access for chain tensioning. Deere guarantees delivery of any replacement parts needed within 24 hours, 7 days a week.

John Deere/800-537-8233
For information, circle 201




WHY SETTLE FOR SECOND BEST? **FIRST PRODUCTS INC.**



THE NEW VC-60 VERTI-CUTTER IS DESIGNED FOR USE ON FAIRWAYS, TEES, AND ALL SPORTSTURF. SWING HITCH ALLOWS VC-60 TO TURN WITHOUT TEARING THE TURF.



THE SE-60 SEEDA-VATOR CREATES THE IDEAL SEEDBED. THIS UNIT CAN BE USED FOR BOTH PRIMARY SEEDING AND OVERSEEDING. THUS, TWO SEEDERS IN ONE MACHINE.



THE AE-60, AE-80 AERA-VATORS ARE USED BEST TO AERIFY DRY AND COMPACTED SOILS WITHOUT PRIOR IRRIGATION. SURFACE DISRUPTION IS MINIMAL IN ESTABLISHED TURF.

FIRST PRODUCTS EQUIPMENTS IS THE "FIRST" CHOICE FOR THE DEMANDING NEEDS OF TODAY'S TURF PROFESSIONALS.
WWW.1STPRODUCTS.COM / 800-363-8780 / E-MAIL SALES@1STPRODUCTS.COM

Circle 117 on card or www.OneRS.net/205sp-117



PRE-SOD OR SEED ATTACHMENT

The Landscaper is a commercial attachment that is used on skid steer loaders or tractors to level and pulverize the ground before laying sod or planting grass seed. The Landscaper has an optional Ripper Bar for packed surfaces and optional Grass Seed Box for one pass operation. Available sizes, 48 to 96 in.

Reist Welding (Elmira)/888-565-5587

For information, circle 191

HYDRO DRIVE WALK-BEHIND MOWER

LESCO has available its 36-, 48-, and 52-in. fabricated deck hydro drive rotary walk-behind mowers, all powered by Kawasaki engines, which are optional in 15 hp single cylinder to 17-, 19-, and 21-hp twin-cylinder with or without electric start models.

Units' dual hydro pumps and drive motors mean true zero-turning radius, and twin ground speed control levers allow on-the-go speed adjustment. Newly designed ergonomic handles reduce operator fatigue, and a digital gauge that monitors total hours, engine rpm, and hours between oil changes is standard.

LESCO/800-321-5325

For information, circle 202



MULTI-FUNCTION TOPDRESSERS

Redexim Charterhouse has introduced their new line of hydraulically driven topdressers, including two models that function in either drop spread or broadcast spread modes.

Models 1010 and 1520 have both rotary brushes as well as optional twin spinning disks. The smaller 1010 is a trailed unit with four pivoting wheels and a 35.3 cu. ft. capacity. In drop spreader mode its width spread is 5 ft.; fitted with the twin disks it has a broadcast range of up to 19.6 ft.

The larger 1520, designed for fairways and sports fields, offers a 70.6 cu. ft. capacity and a drop spreader width of 5 ft.; the disks create a broadcast spread of up to 36 ft., says the company.

Redexim Charterhouse/800-597-5664

For information, circle 204




BUNTON MIDSIZE SERIES

Launched last year, the Bunton midsize series of walk-behind mowers offer more choices in engines, cutting widths, and cutting decks, says the manufacturer.

Every Bunton midsize has an electric clutch for blade control and a top-mounted cutter spindle for better impact resistance. Bunton's comprehensive warranty (3-yr. no-crack deck; 2-yr. spindle, electric clutch and hydro-drive components; and 1-yr. power unit) is available on both hydrostatic-drive and gear-drive models.

Textron Golf, Turf & Specialty Products/888-922-TURF
For information, circle 205

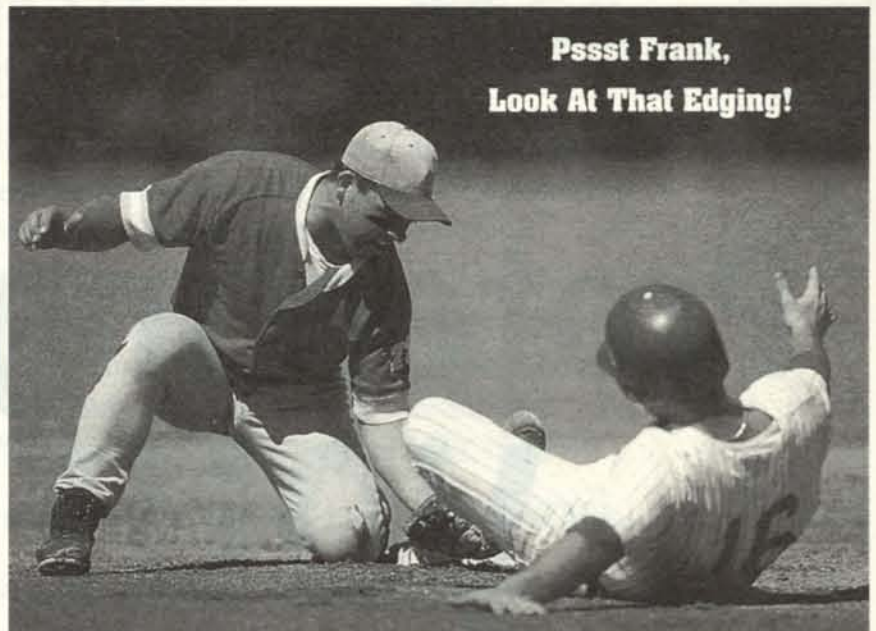


HOVER MOWER

Instead of using wheels, the Eastman HoverMower floats on a cushion of air, allowing you to mow difficult terrain such as slopes, wet turf, steep banks, sand traps, and retaining walls. The air cushion also increases maneuverability and productivity, as well as reduces wear and tear on mower parts.

The model HM 19S-2 weighs just 37 lbs. and features a Suzuki 3.8 hp, 2-cycle engine with a 19-in. cutting width and adjustable cutting height from 1 to 3 in. Cutting disk is aluminum with three stainless steel blades, and the unit features a 15-in. impeller for optimum air volume.

Eastman Industries/800-760-1680
For information, circle 203



**Pssst Frank,
Look At That Edging!**

Great Fields Get Noticed.

Turfco offers you a strong team of turf building equipment. They're the fastest and most versatile equipment to let you build hardier and healthier turf. Your sports fields become safer to play on and become easier to maintain. Originators of Mete-R-Matic® top dressers in 1961, Turfco's professional equipment gives your field a look that gets noticed.

Pro Turf Edger

Special design makes it easy to follow any edge. Eliminates spade work around the diamond. Oscillating blade action cuts fast and clean. Leaves no mess or no thrown debris to clean up.

Economy Aerator

Now you can afford to breathe life into any sports field. This low cost, 62" aerator has no hydraulics or mechanical linkages for easy use and low maintenance. Hooks up to any vehicle in seconds.

Precision Top Dresser

Fast, uniform, versatile. Patented chevron belt lets you handle top dressing, lime, crumb rubber, gypsum, calcine clay, compost and even overseeding with precision. Level fields and amend soil consistently.



For details and the name of your local dealer, call

1-800-679-8201

Turfco Manufacturing Inc.
1655 101st Avenue Northeast
Minneapolis, MN 55449-4420

*Choice Performers,
Choice Fields.*

TURFCO

THE LEADER. SINCE 1961.

Protecting your field

Oh no, not the Backstreet Boys again!

With the ever-increasing amounts of money being spent on stadiums (and turfgrass fields), the revenue-hunters don't allow these venues to sit empty for too long. Many turf managers know the feeling; after being told "This is a single-use facility," they soon are asked to diligently research the turf protection business.



The trend to the single-use stadium, such as Astros Field in Houston, Comerica Park in Detroit, Pacific Bell Park in San Francisco, or Safeco Field in Seattle, doesn't mean no other events take place in these "baseball-only" parks. Each of those stadiums has hosted other events, such as a George Strait concert, Microsoft's 25th anniversary party, and the Catholic Church Celebration.

Michael Beane, the director of marketing at Terraplas USA Rentals, says he's been through this many times. "Every conversation I have with a turf manager, sooner or

later, he or she says 'I know you have done this in other stadiums; however, our grass is unique and I'm not sure it will work here!'"

Beane says the conversation also always turns to pricing. "As is always the case, the best product costs more."

After the turf manager has had a chance to check out the materials Beane sends him or her, the research is usually over, says Beane. "Just a few calls to his or her friends on our Client and Reference list and they hear 'If you have to cover your field, there is only one system that will assure the best results.'" List of other Terraplas users:

- Giants Stadium, The Meadowlands, NJ
- Soldier Field, Chicago
- Pro Player Stadium, Miami
- Alltel Stadium, Jacksonville
- Cotton Bowl, Dallas
- Arrowhead Stadium, Kansas City
- Ohio Stadium, Columbus
- Turner Field, Atlanta

Terraplas USA Rentals/903-983-2111
For information, circle 054



Any turf manager knows that today "single-use facility" is an oxymoron.



The toughest job may be to convince management to spend the money to protect your turf.