



# GreenNet

<http://www.greenindustry.com>



AgriBioTech, Inc.  
<http://www.turf.com>



<http://www.glenhilton.com>



<http://www.k-rain.com>



<http://www.tanakapowerequipment.com>



<http://www.ametekwater.com>



<http://www.heftee.com>



<http://www.pruner.com>



IRRIGATION EQUIPMENT SINCE 1907  
<http://www.utirrigation.com>



<http://www.aquamasterfountains.com>



<http://www.hot-box.com>



TRANSAMERICA  
DISTRIBUTION FINANCE  
<http://www.transamerica.com>



<http://www.aquasapedesigns.com>




<http://www.hunterindustries.com>



<http://www.netafim-usa.com>



<http://www.vermeer.com>



<http://www.husqvarna.com>



<http://www.planthealthcare.com>



<http://www.wechapps.com>



Irrigation Station



<http://www.irrigationstation.com>



<http://www.digcorp.com/asdig>



<http://www.ditchwitch.com>



<http://www.irrigationsupply.com>



<http://www.pouxplastic.com>



<http://www.westcoastturf.com>



<http://www.ewing1.com>



<http://www.deere.com>



<http://www.rotarycorp.com>



<http://www.weathermatic.com>

# Integrated Pest Management

## Case study: managing white grubs

by Dr. Patricia J. Vittum

**M**any turf managers have been asked to develop an Integrated Pest Management (IPM) program for their facilities. However, IPM is often left undefined by school administrators, state agencies, and recreation departments.

IPM definitions range from "intelligent plant management" to using no pesticides. But most IPM definitions include such key phrases as: identifying key pests and setting tolerance levels for those pests; providing optimum growing conditions for turfgrass; using several different strategies to keep pests below the tolerance level; using pesticides when other alternatives are not available, or cannot provide adequate levels of control; and evaluating the success of any actions taken.

It can be daunting to attempt to establish an IPM program that addresses all of the various pests and problems in a given athletic field complex. You're asked to deal with such diverse issues as insect activity, disease outbreaks, weed infestations, the need for adequate drainage and irrigation, and of course that old bugaboo, mowing height and patterns.

The techniques and approaches outlined here suggest ways a turf manager can develop an IPM approach for white grubs. These



Inspecting cup cutter soil plugs for white grubs. Courtesy: Dr. Patricia Vittum

strategies can be used to develop similar approaches for other pests, with the eventual goal of establishing an all-encompassing IPM program.

We always recommend that turf managers start small. Concentrate on a single pest, and learn about various alternatives before incorporating additional pests into your controls. Alternatively, identify a small part of your turf complex, and gradually expand to include other areas as you gain confidence in your monitoring and decision-making skills.

### Site assessment

Any IPM program begins with site assessment. You must identify primary agronomic challenges such as heavy soils, drainage problems, traffic patterns that lead to compaction, and practice schedules that limit options such as core aerifying.

Most facilities have certain pests

that show up in the same general area year after year. White grubs may appear in the south end zone of the football field, or a patch of crabgrass may develop where heavy equipment passed a couple years ago. Record these kinds of hot spots so you know where to concentrate your efforts when it comes time to monitor pest activity.

### Monitor the problem

Monitoring normally means getting out and looking closely at the turf to identify *which* pests are present and active, and *how many* pests are there. You can sample for most turf insect pests that can occur on athletic fields, as long as you use the right sampling technique and do it when the insects are still there!

To sample for white grubs, use a small garden spade (six inches on a side) or a golf cup cutter (4.25-inch diameter) to take a sample of turf

and soil to a depth of three to four inches. Place the soil and turf on a sheet of plywood or a plastic tarp and break it up by hand. Use a hand trowel to further break up the soil, especially near the roots.

Any grubs will be very noticeable against the dark soil. Put them in a small bowl or cake pan and count them. Then translate those numbers into a number of grubs per square foot estimate. If you use a cup cutter, multiply by 10. If you used a six-inch spade, multiply by four.

Take several samples from each of your fields to get a representative sample. Sometimes there will be areas without any grubs, and other areas that are heavily infested.

In some parts of the country, it's possible to find several different species of grubs in one athletic field. Each of these species has a slightly different life cycle and responds to chemicals differently. It's important to determine which species is/are present. You may have to send some specimens to a local turf specialist (try your extension service!) to help identify the species.

Be sure to monitor the insects when they are most likely to be present and active. White grubs actively feed in the root zone at two times during the year. In spring they feed between mid-March and mid-May, depending on the species and the local climate. They feed again in autumn, between late August and early December.

An initial sample collected in spring can often predict where grubs are most likely to be active the following autumn. You may have few management options in the spring, but it helps tremendously to know where the problem is most severe. You'll be able to concentrate your management efforts in those areas in late summer and early autumn.

There are occasional instances when a grub population is very heavy in spring, but not evident later that summer. For example, unusually dry summers will force beetles to seek lower, poorer-draining areas, where there may be residual soil moisture.

### Set tolerance levels

Tolerance levels, or action thresholds, for white grubs vary. Asiatic garden beetle grubs can number as many as 20 to 25 per square foot in locations with adequate irrigation

and few agronomic stresses. European chafer grubs can number as few as two or three per square foot in locations with limited water and other stresses.

In general, moderately maintained athletic fields — ones that are fertilized according to local needs, can be irrigated when unusually dry conditions persist, and have at least occasional periods when sports teams are not practicing or playing — can tolerate between eight and 15 Japanese beetle grubs per square foot, at least in most of New England. That number must be lowered if the field is a primary game field, if there are other agronomic stresses present, or if there are skunks or raccoons in the vicinity that like to root around looking for grubs. Skunks and raccoons looking for grubs can cause much more damage than the grubs themselves.

Remember that tolerance levels may not be the same for all fields in your complex or in your city.

### Identify management alternatives

Once you have identified white grubs on your sports fields and you have determined that the population exceeds your tolerance level,

you must consider your available management alternatives. In an IPM program, you normally first look for cultural strategies that will provide optimum growing conditions for the turf (thereby raising your tolerance level) or put the white grubs at a disadvantage.

Very few specific agronomic techniques will directly affect grub survival, but proper irrigation will encourage healthy roots and enable grass to outgrow some grub feeding. Manipulating mowing height is another cultural strategy that can help in some instances.


Higher mowing heights normally result in deeper and healthier roots, which help turf outgrow or tolerate some grub activity. However, practice or game schedules and the type of sport played will dictate a turf manager's flexibility. A field hockey field maintained at 1.0 to 1.25 inches will be less able to withstand grub pressure than a soccer field maintained at 2.0 inches.

In some cases, biological control options may be available. Very little field testing has pitted biological agents against turf insects on athletic fields. However, tests have been conducted on other turf conditions.

For white grubs, non-chemical options include milky disease



Skunks rummaging for grubs can cause more damage to turf than grubs themselves.  
Courtesy: Dr. Patricia Vittum



(caused by *Bacillus papillae*) and insect-attacking nematodes. Milky disease is available commercially, but it only affects Japanese beetle grubs.

There are several entomopathogenic nematodes on the market, but only one seems to reduce grub populations consistently. That one, *Heterorhabditis bacteriophora*, is available in several commercial formulations.

Another nematode, *Steinernema carpocapsae*, is even more readily available commercially, but it really doesn't work on white grubs most of the time. It's important to read the small print on those nematode containers, and be sure you get the right one!

Biological control options are usually more expensive than traditional insecticides. Handle the organisms carefully so they remain

healthy. Do not store nematodes or bacteria in very hot or very cold conditions, and be sure to water-in the nematodes very thoroughly.

Many turf managers still turn to traditional insecticides to manage white grub problems, in part because the non-chemical options have sometimes been less reliable. An IPM program recognizes that pesticides are one of many control options, but they are normally used only after all other avenues have been investigated. An IPM program emphasizes using insecticides in a way that maximizes their effectiveness, so application timing and material selection are critical. IPM also encourages the use of insecticides that will minimize disruption to the environment.

There are several turf insecticides currently on the market that do very different things. Materials like imidacloprid remain active for several weeks after application. They can be applied as beetles begin laying eggs, or as eggs just begin to hatch.

Some people feel such products do not fit in an IPM program, because they must be applied before scouting (or monitoring) has documented the presence of a high grub population. However, imidacloprid has several chemical characteristics that make it generally less problematic in the environment than some other insecticides. Most turf managers consider it a valuable tool in an IPM program.

Many insecticides are intermediate in their activity. They take three to seven days to become active against grubs, and remain active for about five or six weeks.

Materials such as bendiocarb and diazinon can be applied in August in most locations, and they reduce grub populations significantly. Note that diazinon is extremely toxic to wild fowl, like geese. If geese or other birds are present, resist the temptation and use another insecticide, or look for other, non-chemical alternatives. Remember that an IPM program has a commitment to working



# THERE'S A SUPERIOR NEW BERMUDAGRASS THAT YOUR RUNNING BACKS, RECEIVERS AND LINEMEN WILL LOVE

**TIFSPORT**  
CERTIFIED BERMUDAGRASS

Why take on the problems that are cropping up with some of the traditional bermudagrasses? Ask for certified TifSport, the new sportsturf developed especially for athletic fields. It's genetically pure, recovers faster, has a richer color, superior cold-hardiness, excellent drought tolerance, and it's getting rave reviews on both sides of the ball. TifSport. Ask for it by name.

Call 888 584-6598 For the TifSport Grower in Your Area

Developed at the Coastal Plains Experiment Station, Tifton GA by Wayne Hanna, USDA/ARS Geneticist

Circle 106 on Inquiry Card

with local wildlife!

A turf manager subscribing to an IPM program often needs a quick "clean up" spray to reduce grub populations after they become active. Trichlorfon is such a material. It kills grubs within one or two days of application, and it breaks down about a week after application. It's an ideal product to use after scouting has shown a damaging population is present.

Whatever insecticide you use to control white grubs, you *must* water it in with at least 1/4 inch of water.

### Evaluation

Much of turf IPM is truly common sense, but one important aspect that is often overlooked is program evaluation. If your sampling shows that you had an average population of 25 grubs per square foot and you decide to use an insecticide, it's really important to go back and sample again after the insecticide has had a chance to work.

If you find five grubs per square

foot after the treatment, it's tempting to say that your strategy did not work. But in fact, you managed to kill 20 of the 25 grubs. This translates to at least 80-percent control. That's pretty good in the real world.

If you failed to sample ahead of time, you have no way of documenting that you had a grub problem in the first place. You'll never be sure whether your strategy actually worked.

You can't claim to be operating in an IPM program unless you monitor pest activity *before* you take action, and then monitor again after you have taken action to compare the results. At the same time, you should make a few notes about things that went very well and things that could have gone better.

### Final thoughts

Much of IPM truly is "intelligent plant management:" providing the best growing conditions, reducing stresses, working with sports teams to schedule aerification and other agronomic techniques, etc. To imple-

ment an IPM program at your facility, start with a small and manageable aspect of your management plan. You can start by developing the IPM steps outlined here for a particular pest. You can also start by developing an all-encompassing monitoring program for various insect pests you encounter in your area.

Once you're comfortable with monitoring, you can start developing tolerance levels for each pest. Do some background reading to determine which control options will be your best bet, and what conditions will give those options the best chance to be effective.

With a little practice and perseverance, you will be on your way to developing an IPM program that will satisfy any legislator or parent!



*Dr. Patricia J. Vittum is a member of the Department of Entomology at the University of Massachusetts in Amherst, MA.*

**For Quality Turf**

**DEBRIS BLOWER**

**NEW MID VAC**

**Goossen INDUSTRIES**

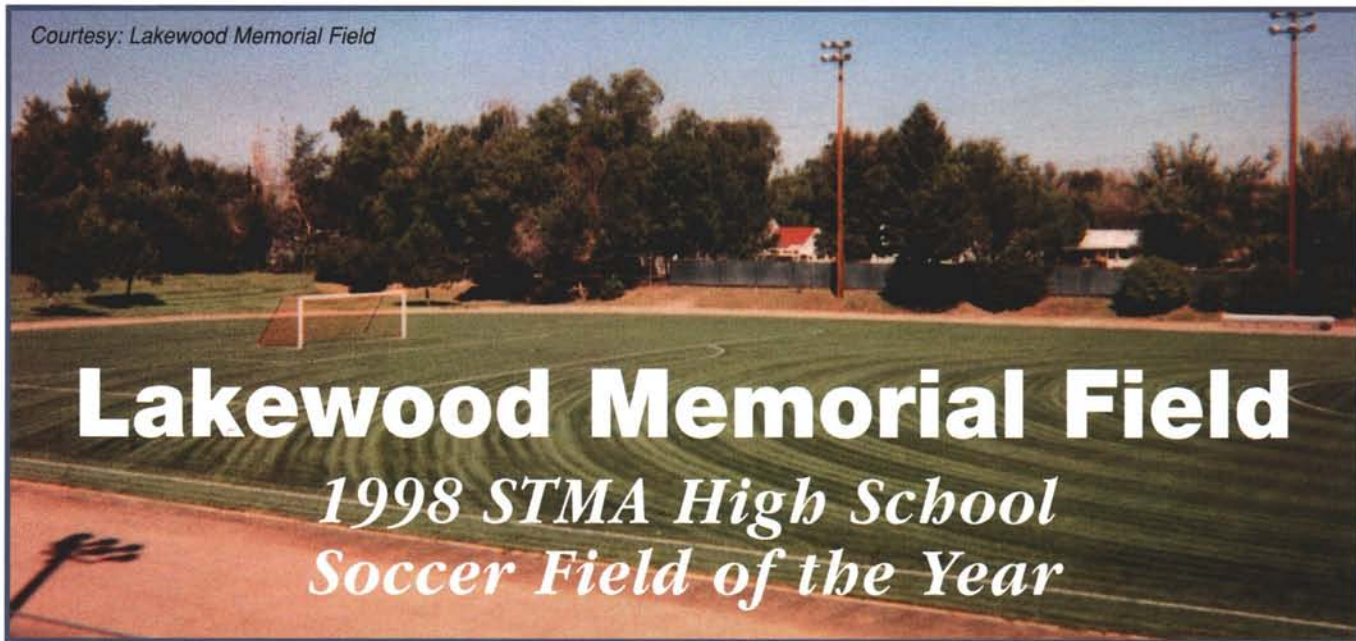
P.O. Box 705 | Beatrice, NE 68310  
TOLL FREE: 800-228-6542  
IN NEBRASKA: 402-228-4226  
FAX: 402-223-2245  
WEBSITE: [www.goossen.com](http://www.goossen.com)

JACOBSSEN-E-Z GO OF SOUTHERN CALIFORNIA

<b>CORPORATE</b> Corona, CA 91719 Phone:(909) 371-1888 Fax:(909) 371-1989 Parts:(800) 4-JAC TURF Geno Souza, Sales Manager	<b>DESERT</b> 41-921 Beacon Hill Palm Desert, CA 92260 Phone:(760) 776-8873 Fax:(760)776-8877 Ron Moore, Store Manager
---	---

E-Z Equipment  
235 South Hwy.101  
Solana Beach, CA 92075  
Phone:(619) 481-5563  
Fax:(619) 753-3102

Call 1 (800) 817-1889 use **Fast Fax #1071199** and/or Circle **107** on Inquiry Card



# Lakewood Memorial Field

## 1998 STMA High School Soccer Field of the Year

by Bob Tracinski

**L**akewood Memorial Field of Lakewood, CO, is a dedicated soccer facility that only hosts varsity games. That's not an easy role to fill, but the facility handles the responsibility well. The Lakewood grounds crew's excellent work made the field STMA's 1998 Soccer Field of the Year in the High School division.

### Field use

Lakewood Sports Stadium Manager Dick Buelter explains, "The Jefferson County Public School District is the largest in the state of Colorado. It has an enrollment of 90,000, and currently has 17 Senior High Schools. Lakewood Memorial Field is the venue for both the boys' and girls' varsity soccer games.

"Our field is used during September, October, and November for the boys'

season. Play takes place on Tuesday, Wednesday, Friday, and Saturday, with three games each weekday, and three or four games on Saturday. The girls' season is held during March, April, and May, with two games on the field every Tuesday, Wednesday, Friday, and Saturday.

"Each school hosts seven home games for both the boys' and girls' seasons. During the fall, Lakewood handles

## Maintenance Schedule

### • March

- ✓ Spring break: Core aerify in two directions, drag in cores
- ✓ Soil test
- ✓ Fertilize (100,000 sq.ft.) with 20-10-5, 8S, 1Fe at 1 lb. of N per 1,000 sq.ft.

### • April

- ✓ Slice aerify in two directions every two weeks
- ✓ Fertilize (100,000 sq.ft.) with 20-10-5, 8S, 1Fe at 1 lb. of N per 1,000 sq.ft.

### • May

- ✓ Fill in low spots with planters mix
- ✓ Core aerify in four directions
- ✓ Fertilize (100,000 sq.ft.) with 20-10-5, 8S, 1Fe at 1 lb. of N per 1,000 sq.ft.
- ✓ Seed (45,000 square feet) with Sports Turf Mix at 4 to 5 lb. per 1,000 sq.ft.
- ✓ Topdress with sand mix (new in 1999)

### ✓ Drag field

### • June

- ✓ Spot sod
- ✓ Fertilize seeded area with 18-46-0 fertilizer at 1/2 lb. N per 1,000 sq.ft., two applications one week apart
- ✓ Core aerify sides of field (55,000 sq.ft.) and broadcast Champion Turfgrass Mixture in weak areas
- ✓ Fertilize sides of field (55,000 sq.ft.) with 20-10-5, 8S, 1Fe at 1 lb. of N per 1,000 sq.ft.

### • July

- ✓ End of month: Core aerify field in two directions

### • August

- ✓ Core aerify field (100,000 sq. ft.) in two directions
- ✓ Fertilize (100,000 sq.ft.) with 20-10-5, 8S, 1Fe at 1 lb. of N per 1,000 sq.ft.
- ✓ Broadcast 100 lb. Champion Turfgrass Mixture over goal mouths, assistant referees' running paths, and center of field

- ✓ Slice aerify (100,000 sq. ft.) in two directions two weeks prior to start of season

- ✓ Fertilize (100,000 square feet) with 20-5-10, 8S, 3Fe at 1 lb. of N per 1,000 sq.ft.

### • September

- ✓ Fertilize (100,000 square feet) every two weeks with 20-5-10, 8S, 3Fe at 1 lb. of N per 1,000 sq.ft.
- ✓ Slice aerify in two directions every two weeks

### • October

- ✓ Slice aerify (100,000 sq. ft.) in two directions
- ✓ Fertilize (100,000 square feet) with 20-5-10, 8S, 3Fe at 1 lb. of N per 1,000 sq.ft.

### • End of regular season

- ✓ Core aerify in two directions
- ✓ Drag field

### • End of playoffs

- ✓ Core aerify in four directions
- ✓ Leave plugs over winter

approximately 85 percent of them. A typical boys' season will total 85 to 95 games on the field, with 76 of those games played in the seven weeks of the regular season, and the remainder played during the three weeks of play-offs. During the spring, we handle approximately 50 percent, bringing the girls' season total to a more-workable 55 to 60 games on the field."

### History

In 1946, Lakewood Memorial Field was dedicated to students who lost their lives in World War II. Initially, the facility hosted Lakewood Senior and Junior High School track and football events.

Buelter notes, "Boys' soccer became a sanctioned sport in the fall of 1974. After three years of play at the individual school sites, coaches petitioned the Department of Athletics for a dedicated soccer venue. Because Lakewood Memorial Field was no longer being used as a game site, it was selected as that venue. Girls' soccer was added in the spring of 1978."

Lakewood is one of three facilities

dedicated to varsity sports within the Jefferson County Public School district. The other two facilities are Jeffco Stadium, with Sports Stadium Manager Dave Rulli; and Trailblazer Stadium, with Sports Stadium Manager Jim Herrmann. By Hanson, Manager of Stadium Operations for the district, oversees all three facilities.

Hanson notes, "The unique part of our four-person crew is that we're the dedicated staff for our three stadiums. We used to burn in lines for the individual high schools and drag their tracks, but those responsibilities now are back to the schools. Our volume dictates our existence."

"With the use level at all three facilities, I let the individual stadium managers make most of their own maintenance calls on their fields, and I've never been disappointed in their decisions."

Cooperation is a big factor in the success of all three facilities. Buelter notes, "It's easy to bounce ideas off each other, a kind of internal networking situation." Hanson adds, "We're all four members of the Colorado Sports Turf Managers Association, and three



STMA President Steve Guise (left) presents Manager Dick Buelter the Field of the Year Award at the Association's annual banquet. Courtesy: STMA

of us are national STMA members. That's not mandated, but a choice made to increase the education level and networking outreach."

Continued on pg. 22

96 Olympics Stadium • Baltimore's Camden Yards • Birmingham's Legion Field • Orange Bowl

Florida State Univ. • Tulosa Drillers Stadium • Hialeah Race Track • Riyadh Soccer Fields, Saudi Arabia • University of Virginia

Royal Hong Kong Jockey Club • Dallas Cowboys Practice Fields • SUNY Amherst • Vanderbilt Univ. • Ole Miss • Gator Bowl

## When you build or renovate sports fields go with the PRO's

# stn sports

We specialize in the design, planning, planting, and renovation of natural turfgrass sports fields, tennis courts, horse tracks, theme and recreational parks, as well as commercial installations and golf courses.

In our 45 years in business, we've installed more than 500,000 acres of professional-quality turf for clients in the U.S. and 30 countries on five continents worldwide.



## southern turf nurseries

Brookfield, Georgia 31727

**(800) 841-6413 • Fax (912) 382-5301**

Kattemaya Golf Club, Egypt • Palm Beach Polo Fields • Univ. GA (A) Sanford Stadium • LSU

Circle 108 on Inquiry Card

## YOUR ONE-STOP SOURCE FOR AMERICA'S LEADING BASEBALL SURFACES & SUPPLIES!



THE PROFESSIONAL'S CHOICE  
... SINCE 1922

USED BY OVER 100 PRO TEAMS!  
PLUS 8 OF THE LAST 10 WORLD SERIES CHAMPS,  
OVER 500 COLLEGES, AND THOUSANDS OF  
TOWNS & SCHOOLS WORLDWIDE!

## 800-247-BEAM


908-637-4191 / FAX 908-637-8421

DISTRIBUTION CENTERS NATIONWIDE!  
OVER 200 INFIELD PRODUCTS  
FREE INSTRUCTIONAL BROCHURES

Introducing REGIONAL INFIELD MIXES  
BLENDED FOR EVERY STATE & CLIMATE!

Call 1 (800) 817-1889 use Fast Fax #1091199 and/or Circle 109 on Inquiry Card

# John Deere scouting report from



**Grant Trenbeath, head groundskeeper for the Arizona Diamondbacks. To the right, Trenbeath mows the outfield with the John Deere 2653A Utility Mower.**

Official  
Golf Course  
Equipment  
Supplier



Call 1 (800) 817-1889 use **Fast Fax #1101199** and/or **Circle 110** on Inquiry Card