

# TAKE A TURN FOR THE BEST

## Turn more production and return more profit to your landscaping business with a Bobcat 700 series skid-steer loader.

Designed with engineering excellence to turn in its own tracks for time-saving maneuverability. And featuring an impressive array of changeable attachments to handle almost any job.

The full Bobcat line features 14 model sizes, ranging from 600 lbs. up to 4,000 lbs. lift capacity to handle almost any size load.













The Bobcat skid-steer loader can turn in its own tracks.

Regardless of size, all Bobcats offer the same outstanding features. Agility in tight areas. Attachment versatility. Rugged durability. Easy maintenance and operation. Comfort and safety. And top performance in any work situation.



Bobcat also offers value. A Bobcat is well-built, and backed by a dealer service and parts network second to none. No matter where you put your Bobcat to work, there's a Bobcat dealer nearby with genuine Bobcat parts and service by factory-trained mechanics. In fact, Bobcats are so well-built and maintained that they keep their value at trade-in time. Which gives you a big return on your initial investment.

Turn into your nearest Bobcat dealer today. And take a turn for the best in performance and value.

<p>Angle Broom</p> 	<p>Backhoe &amp; Rear Stabilizer</p> 	<p>Combination Bucket</p> 	<p>Earth Auger</p> 	<p>Front Scarifier</p> 
<p>Grader</p> 	<p>Grapples and Forks</p> 	<p>Hydraulic Breaker</p> 	<p>Tree Transplanter</p> 	<p>Trencher</p> 

Utility frame, three-point hitch, box scraper, Edwards mast, pallet fork and snowblade attachments are also available.

