

Get the benefits of

Wildflowers

and
the experience
of Lofts

Marie
Pompei



Wildflowers! They're a beautiful, low-maintenance alternative to mown turf. And no one can help you choose wildflowers better than Marie Pompei at Lofts.

As a wildflower specialist, Marie will consider your geographical area, the soil moisture, height of growth and time of flowering. She'll even consider colors. Then she'll recommend the specific mix to provide the best results.

If soil erosion or weed invasion are problems in your area, Marie can suggest the best companion grass. She'll also suggest how to properly manage the field for optimum floral display in the years to come.

Wildflowers need very little care. So they're perfect for roadsides, parks, golf courses, estates or industrial sites. They're ideal for areas that are hard to mow. Or any place that needs color. Try low-maintenance, natural wildflowers as your colorful alternative to high-maintenance turf. And get your wildflowers from Lofts.

Lofts has been a leader in the seed business since 1923. In fact, Lofts introduced Pinto as one of the first commercial wildflower mixtures.

Call Marie at Lofts today. She'll help you select the wildflower mix suited to your needs.



Lofts Seed Inc.

World's largest marketer of turfgrass seed

Bound Brook, NJ 08805

(800) 526-3890 • (800) 624-1474 (NJ)

The Fungicide Turf Managers Swear By (Not At).



For more than 20 years, turf managers have known Fungo® is the fungicide they can always trust — for reliability and effectiveness.

Fungo provides broad spectrum control of most major turf and ornamentals diseases. And, Fungo is economical to use. Its systemic activity keeps

on working for up to 14 days with one application.

Fungo Controls All These Turf Diseases:	
• Dollar Spot	• Summer Patch
• Brown Patch	• Necrotic Ring Spot
• Anthracnose	• Fusarium Patch
• Copper Spot	• Fusarium Blight
• Red Thread	• Stripe Smut

And now, Fungo is available in dry flowable form, as well as in liquid flowable

and WP. Just choose the one that's perfect for you.

Contact your Grace-Sierra distributor today and tell him you want Fungo.

Or call us today toll-free at 1-800-492-8255.

Use Fungo. You'll swear by it for good.



GRACE SIERRA
Tournament Condition Every Day.



THE OFFICIAL PUBLICATION OF THE
SPORTS TURF MANAGERS ASSOCIATION

STMA OFFICERS

PRESIDENT **DR. GIL LANDRY, JR.**
PAST PRESIDENT **GEORGE ROKOSH**
PRESIDENT-ELECT **GREG PETRY**
COMMERCIAL VICE PRESIDENT **LARRY PERIOTTI**
SECRETARY **DR. DAVID MINNER**
TREASURER **KEN MROCK**
STMA BOARD MEMBERS **STEPHEN GUISE, JOSEPH
ARDOLINO, DR. HENRY INDYK, JESSE CUEVAS, ROBERT
MILANO, STEPHEN COCKERHAM, STEVE WIGHTMAN**
EXECUTIVE DIRECTOR **DALE KELLER**

STMA OFFICE

P.O. BOX 98056, LAS VEGAS, NV 89193 / 702-739-8500

MAGAZINE STAFF

PRESIDENT **MARK ADAMS**
PUBLISHER **BRUCE F. SHANK**
EDITOR **MATTHEW TRULIO**
ASSISTANT EDITOR **THERESA DELIA**
VICE PRESIDENT SALES/OPERATIONS **COLLEEN LONG**
ADVERTISING SALES MANAGER **ARLENE RAYSSON**
ADVERTISING SALES **BRUCE D. LORIA**
ART DIRECTOR **SUSANNE K. NOBLE**
ASSISTANT ART DIRECTOR **JIM GOW**
PRODUCTION **PAM RITCHIE**
DIRECTOR/CIRCULATION **DENISE ALLEN**
CONTROLLER **MARSHA J. WASSER**
FULFILLMENT **IRINE PRASTIO, MARY KAY LUCZYNSKI**
ADVERTISING COORDINATOR **IRENE LANG**
ADVISORY BOARD **ED BIRCH, TOM COOK, WILLIAM
DANIEL, VIC GIBEAULT, DON HOGAN, HENRY INDYK,
WILLIAM KNOOP, JOHN LIBURDI, DAVID MINNER, KEN
MROCK, MIKE SCHILLER.**

ADVERTISING AND EDITORIAL OFFICES

P.O. BOX 8420, VAN NUYS, CA 91409 / 818-781-8300



AN ADAMS PUBLISHING COMPANY
6913 VALJEAN, VAN NUYS, CA 91406
(818)781-8300, FAX (818)781-8517

sportsTURF Magazine (ISSN 1049-0000) is published monthly
except in December by Gold Trade Publications, Inc. Material in this
publication may not be reproduced or photocopied in any form
without the written permission of the publisher.

Copyright © 1992. Member of the
Business Publications Audit of Circulation, Inc.



SUBSCRIPTION RATES

ONE YEAR \$33 TWO YEARS \$50
FOREIGN (ONE YEAR) \$55 SINGLE COPY \$5

SECOND CLASS POSTAGE PAID at Van Nuys, CA and at
additional mailing offices.

Postmaster: Please send change of address to sportsTURF, P.O.
Box 8420, Van Nuys, CA 91409.

VOLUME EIGHT, NUMBER FOUR

APRIL 1992

MAIN EVENTS

8 EVALUATING IRRIGATION EFFICIENCY

Knowing the pivotal factors that influence the efficiency of your irrigation system can help you deliver the right amount of water to turfgrass without waste.

12 DEEP AND SHALLOW AERATION: MIX AND MATCH

No sports field or golf course aeration strategy is ever "finished." Constant observation, flexibility, adjustment, and combinations of aeration techniques are vital to the long-term success of cultivation programs.

22 STMA PROFILE: THE MANY HATS OF BILL WHIRTY

Pristine parks, playing fields, and trails—when it comes to recreation in Fort Collins, CO, the opportunities are limitless. Keeping those facilities up to par is a challenge that Bill Whirty, city parks supervisor and co-founder Colorado Chapter of the STMA, is happy to face.

25 STEPS TO WILDFLOWER SUCCESS

With proper selection and care, wildflowers add low-maintenance sparkle to recreational facilities. Here's a few tips to keep them growing today and in the future.

28 COLLEGE DIAMOND OF THE YEAR: REDBIRD FIELD SOARS

At Illinois State University, superintendent Charles Scott and athletic turf specialist Mike O'Grady joined forces with coaches, players, and Dr. Hank Wilkinson to make Redbird Field a winner.

LINE-UP

6 FRONT OFFICE

6 EVENTS

16 STMA IN ACTION

31 CHEMICAL LOG

32 EXPLORING

EQUIPMENT

28 ROOKIES

30 SCOREBOARD

COVER: Wildflowers surround a green at the Vintage Club in Palm Desert, CA. Photo courtesy S & S Seeds.

THE BEST GRASS YOU EVER SEED

That's what you get with Cheyenne . . . the best grass you ever seed!

Cheyenne turf type bermuda grass gives you the texture and uniformity of sod at a fraction of the cost. It also gives you characteristics like cold tolerance, dwarf-like growth habit, and mowing levels of down to 1/2". Cheyenne performs well under heavy traffic and repairs itself rapidly when damaged. All this in a bermuda grass from seed that greens up significantly earlier than other bermudas and stays green longer after first frost.

Cheyenne's dark green color and uniform texture make it the ideal grass for golf fairways, parks, playing fields and lawns.

Write or call us today for more information about this amazing new bermuda grass that will change the way you think about seeded bermudas.



"The Leaders in Turf Care"


P.O. Box 290 Dept. 1 Madison, GA 30650 Attn: Specialty Turf
1-800-277-1412 Ask for Catherine



THE FRONT OFFICE

OPINION PAGE

COOPERATION BEATS INACTION



One of the major differences between golf course superintendents and sports turf managers can be seen inside their equipment buildings. Golf courses typically have full range of specialized equipment. Sports turf managers are fortunate to have mowers, shallow-tine aerators and spreader/seeder.

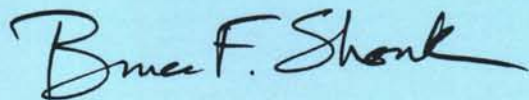
In many cases, sports turf managers lack certain pieces of equipment that are vital to turf management under heavy-use conditions. Examples are topdressers, deep-tine aerators, drill seeders, large sprayers, and trenchers. Few schools or parks have the budget to purchase this equipment, especially if it is used only periodically. Furthermore, most rental yard operators aren't convinced that such equipment would be profitable in their inventory.

One solution to this equipment problem can be found at park districts that have golf courses. Such districts often borrow specialized equipment from their golf courses to work on their sports fields. Not only do they have the equipment within the district, they have experienced operators on staff.

Rather than say your hands are tied because your employer can't or won't buy essential equipment, create your own group of cooperators in your area. With a little research and planning, you can build a complete inventory of equipment among various athletic facilities. Golf course superintendents, landscape contractors, park superintendents, and school groundskeepers can work together to overcome individual shortages. The needed work gets done and everyone benefits.

This is one reason why local sports turf chapters are so important. They foster cooperation among people with similar interests and needs. Not only can you solve equipment problems among members, you can gain important tips on use of specialized equipment. Cooperation will always beat inaction.

Once you demonstrate the value of specialized equipment, you will be able to justify future investment in that machinery for your facility or in the services of contractors who already have the equipment. Either way, you win.



Bruce F. Shank

EVENTS

CALENDAR

MAY

3-5 Public-Private: Joint Ventures in Golf Course Development Forum Dallas Marriot Mandalay Irving, TX Contact: National Golf Foundation Special Projects Director Roger Yaffe (407) 744-6006

JUNE

17-18 Midwest Grounds Management Conference, Midwest Association of Physical Plant Administrators and the Professional Grounds Management Society, Miami University, Oxford, OH. Contact: PGMS, 10402 Ridgland Rd., Ste. 4, Cockeysville, MD 21030, (301) 667-1833.

JULY

1 1992 Cornell Turfgrass Field Day, Pine Island, NY. Contact: New York State Turfgrass Association, (800) 873-TURF.

21-23 Pan Pacific Industry Conference & Trade Show Neal S. Blaisdell Center Honolulu, HI Contact: Landscape Industry Council of Hawaii (808) 545-1533

SEPTEMBER

20-23 Florida Turfgrass Association Annual Conference and Show Prime Osborn III Conventional Center Jacksonville, FL Contact: Florida Turfgrass Association (407) 898-6721

See **STMA IN ACTION** for information on Sports Turf Managers Association Events.

Send announcements on your events two months in advance to editor, *sportsTURF* magazine, P.O. Box 8420, Van Nuys, CA 91409 or FAX to (818) 781-8517.

HERE'S SOMETHING TO REFLECT ON...



THERE IS ONLY ONE MILORGANITE & IT'S #1

**WHAT'S THE DIFFERENCE BETWEEN
MILORGANITE AND ALL THE "ME TOO"
"JOHNNY-COME-LATELY" NATURAL ORGANICS?**

PROVEN RESULTS!

MILORGANITE IS AMERICA'S NUMBER ONE NATURAL ORGANIC FERTILIZER

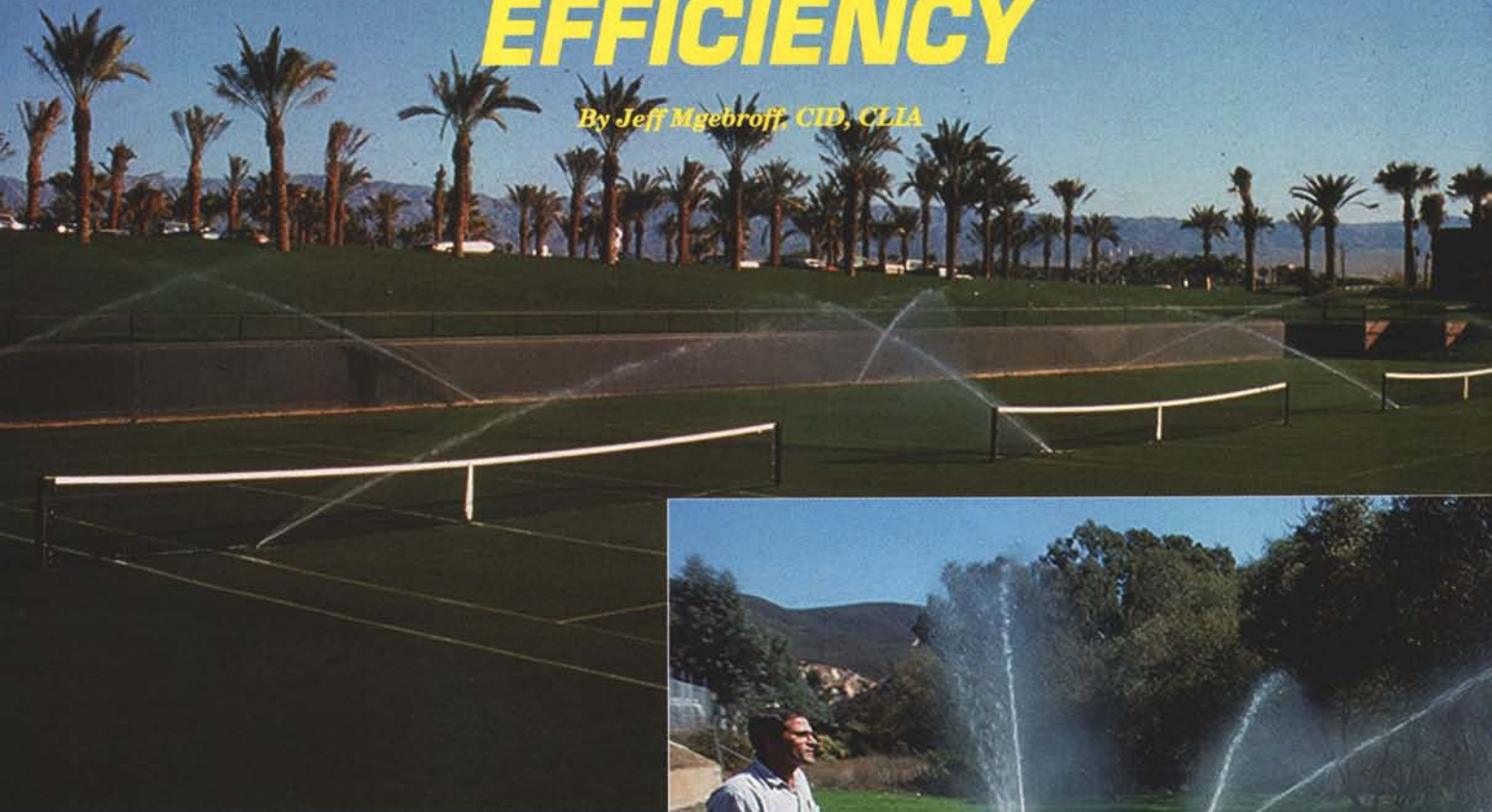
Natural Organic Milorganite
Is The Fertilizer That
Golf Has Been Growing
With Since 1926.



Milorganite Division MMSD
P.O. Box 3049
Milwaukee, WI 53201-3049
(414) 225-3333

EVALUATING IRRIGATION EFFICIENCY

By Jeff Mgebhoff, CID, CLIA



Above: Efficient irrigation coverage of grass tennis courts at La Quinta in Palm Springs, CA. Right: Outdoor sprinkler testing facility. All photos courtesy Hunter Industries.

Efficiency, as it relates to irrigation, is a measure that consists of many different factors. Generally speaking, irrigation efficiency deals with the overall operation of an irrigation system. There are various factors, both within the system and environment, which effect the smooth operation of irrigation systems.

How Much, How Fast

Knowing how long to run a given system is crucial to irrigation efficiency. This is scheduling, and proper scheduling requires the answers to two basic questions:

1. *How much water needs to be applied?*

2. *What is the rate at which the water should be applied?*

The amount of water to apply in landscape irrigation is generally measured in inches. This is sometimes known as the demand. This demand is based on evapotranspiration (ET), a rather fancy word that can be broken down into two parts; “evapo,” meaning the amount of evaporation due to climatic factors, and “transpiration,” meaning the amount of water a given plant will transpire or sweat. ET values are available from various sources such as universities and extension services.

The rate of speed at which water should be applied is measured in inch-

es per hour. This is commonly referred to as the “precipitation rate” and can be calculated by using the flow of a given sprinkler and the distance at which the sprinkler is spaced.

The following are typical precipitation rate ranges for several common sprinklers spaced in a conventional manner: spray heads, 1.5 to 2.25 inches per hour; rotating stream heads, .6 to .9 inches per hour; and rotor heads, .2 to .8 inches per hour.

Determining a schedule is similar to planning an automobile driving trip—to determine how long the trip will take, one needs to know the distance to be traveled and the speed. It is not much different

for irrigation scheduling. To figure out individual watering times, take the ET and divide it by the average precipitation rate for an individual valve. The result is a system run time in hours, which can easily be converted to minutes.

Environmental And Physical Factors

There are other factors that must be considered when discussing the efficiency of an irrigation system. Among these are water demands of specific plants, seasonal climatic changes (remember, ET is seasonal), microclimates such as shaded and open areas, and elevation differences.

The water demand of each plant is different. For example, a warm-season turf will require less water during a given season than a cool-season turf.

It's important to keep in mind that ET is actually a base value that was created from a base plant material, alfalfa. This is nice if your crop is alfalfa, but not so great if your crop is the grass on a sports field or a golf green. Therefore, to make these values more useful, "crop coefficients" have been established for several kinds of plants from shrubs to turf. These crop coefficients can be considered multipliers, which multiplied by the base ET will yield specific ET values for a range of different plants. For example, warm-season turf traditionally has a crop coefficient of .60. This means that warm-season turf would require 60 percent of the base ET value. Other crop coefficients can be obtained from extension services.

Elevation changes, commonly referred to as slopes, can also affect scheduling and therefore irrigation efficiency. The steeper the slope, the more likely it is that the water will run off from the area it was originally intended to irrigate. If this happens, the water is being applied at a higher rate than the soil can take it in. This is one reason why slopes lend themselves to shorter, multiple run times. A similar situation will occur in flat areas, with the result being standing water instead of runoff.

Of course, both of these conditions are considered inefficient. Knowing how much water the ground can retain in a given amount of time—called the "soil intake rate"—is vital for proper scheduling. The goal is to apply water at a rate that is less than or equal to the soil intake rate.

Soil intake rates are chiefly affected by the size of the particles that make up



Above: Irrigation at Mile High Stadium in Denver, CO. Left: Single line tests are used by sprinkler manufacturers to help determine uniformity.

a given soil. These particles are described as sands, silts, clays, or a relative combination of the three. In sandy soils, particles are usually large enough to see with the human eye. Because they are so large, they do not compact as tightly as silts or clays. This means there is more space between the particles to allow water to move through the soil. That's good news if the goal is drainage, but bad news if the goal is to retain water in the soil, as in the case of water soluble fertilizers. Conversely, clay soils have microscopic particles that compact much easier. Loam, another common term used to describe soils, refers to soils with particles between sands and clays and are usually considered most desirable.

It is important to note that there is a general misconception that soil intake rates are constant or fixed. This not the case. In fact, these rates decrease during the duration of the irrigation cycle, and clay soil intake rates decrease more rapidly than sand soil intake rates.

Sprinkler Uniformity

Few people would dispute the fact that the objective of irrigation is to apply water over a given area as evenly as possible. It makes sense that this

would have a large bearing on the efficiency of an irrigation system. Sprinkler uniformity is how the industry gauges this objective. High uniformity indicates even distribution and low uniformity indicates uneven distribution.

The three most commonly used uniformity statistics are Christiansen's Uniformity Coefficient (C.U.), Distribution Uniformity (D.U.), and the Scheduling Coefficient (S.C.). C.U. values provide an overall measure of how the precipitation rate varies throughout an irrigated area. D.U. values provide a measure of the relationship between the precipitation rate in the driest 25 percent of the irrigated area and the average precipitation rate of the entire area. S.C. values provide a measure of the relationship between the precipitation rate in the driest area and the average precipitation rate of the entire area.

Both C.U. and D.U. values are expressed as percentages. A value of 100 percent indicates perfect uniformity. Decreasing C.U. or D.U. values indicate less uniformity. S.C. is expressed as a ratio rather than a percentage. An S.C. value of 1.0 indicates perfect uniformity. Increasing S.C. values indicate less uniformity.


continued on page 10

CORE MASTER 12

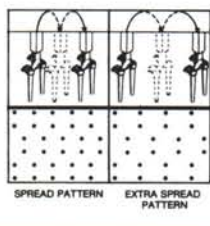
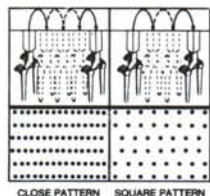
TURF AERATOR

The Legend Lives On.

Greencare developed CoreMaster 12 to give you the much needed features previously thought impossible.



VARIABLE TINE PATTERNS



- Variable tining depths to 3 3/4 inches (avoids compaction pans)
- Variable tine patterns spaced (adjustable aeration patterns)
- Unique quadra-tine system for light aeration and overseeding
- True 2 inch spacing between tine holes and full range of tine sizes (1/4 to 3/4 inch)
- Incredible strength and reliability
- High speed operation on greens, tees and fairways
- Inquire about our new auto-lube systems for even greater performance and convenience

CoreMaster 12 - the true choice of professionals because we know aeration...best!

GREEN CARE

INTERNATIONAL

17851 GEORGETOWN LANE, HUNTINGTON BEACH CA 92647
(714) 842 6003 (800) 635 8761 FAX: (714) 842 1707

Evaluating Irrigation Efficiency

continued from page 9

Each of these three uniformity statistics has been shown to provide valuable information concerning uniformity. The D.U. and S.C. are especially meaningful when emphasis is placed on the significance of the dry area, as in the case of landscape irrigation. It is important to note that although each of these statistics can be used independently, it is preferable to use them concurrently to achieve the most accurate determination of uniformity.

In order to calculate each statistic, precipitation rate values must be obtained. There are two primary testing methods that are used to obtain these values.

The first is known as a "single line test," where a sprinkler is located at one end of a row of similar catchments placed at two-foot intervals. The sprinkler applies water over the catchments to obtain precipitation rate values at each catchment location. A set of precipitation rate values for a given sprinkler is referred to as a "sprinkler distribution profile." These profiles are the "building blocks" that can be used to simulate spacing patterns and determine the associated uniformity statistics. This method is conducive to research and development of sprinkler heads, individual sprinkler evaluations, and irrigation system design considerations. There are two software programs that have the ability to create these profiles from a test and compute uniformity statistics. One, called "SPACE" (Sprinkler Profiles and Coverage Evaluation) is from the Center for Irrigation Technology (CIT) in Fresno, CA. The other, Water Distribution Software, is from Hunter Industries in San Marcos, CA.

The second method of obtaining precipitation rate values is known as a "grid test," where a series of overlapping sprinklers are used instead of a single sprinkler. In a grid test, similar catchments are placed in a pattern between the overlapping sprinklers. Again, precipitation rate values are found for each of the catchments, which are located based on the on the sprinklers' spacing and layout configuration. These values are then used to calculate the uniformity statistics.

Unlike the single line test, the grid test lends itself more to system field evaluations such as water audits. However, like the first method, the grid test uses the aforementioned computer programs to determine these statistics.

For some reason, uniformity and efficiency are often used interchangeably in reference to irrigation systems. This is incorrect and should be avoided. As stated earlier, uniformity is just one factor that determines irrigation efficiency. It is also one factor over which sprinkler manufacturers and system designers have some control. It is true that certain factors, such as climate, are impossible to control. Many others, however, such as proper scheduling can be determined by sports turf managers and superintendents.

It is crucial for all sectors of the green industry to be at least aware, if not completely knowledgeable, of all the factors that comprise irrigation efficiency. If we ignore these factors, the precious resource the industry depends on for survival will continue to be wasted. □

Editor's note: Jeff Mgebhoff is the technical services manager for Hunter Industries in San Marcos, CA.